










MEM Tub spout without diverter for freestanding installation - Champagne (22kt Gold)

MEM

13 672 780 Product version from 9/30/2005



- 11" Projection
- Cascade
- Total height 32-5/8" - 35-3/8"
- Height to aerator/spout outlet 26-1/8" - 28-7/8"
- Flange 5-1/8" x 5-1/8"
- Water flow rate limited to max. 12.6 gpm

	Champagne (22kt Gold)	13 672 780-47
	Chrome	13 672 780-00
	Brushed Platinum	13 672 780-06
	Platinum	13 672 780-08
	Dark Chrome	13 672 780-19
	Brushed Durabronze (23kt Gold)	13 672 780-28
	Brushed Champagne (22kt Gold)	13 672 780-46

Required article



- Floor mounting rough set -**
•Max. rough in depth 5-7/8"
•Min. rough in depth 3-1/8"
- 35 949 970-90
0010

MEM Tub spout without diverter for freestanding installation - Champagne (22kt Gold)

MEM

13 672 780 Product version from 9/30/2005
mm [inches]



Flow rate chart



Codes & Standards

DIN 4109

ISO 3822

Scottish Water
Byelaws

UK Water Supply
Regulations

Ü-Zeichen



MEM Tub spout without diverter for freestanding installation - Champagne (22kt Gold)

MEM

13 672 780 Product version from 9/30/2005

Certificates and sustainability

LGA_18

WRAS_250602

MEM Tub spout without diverter for freestanding installation - Champagne (22kt Gold)

MEM

13 672 780 Product version from 9/30/2005

