










LISSÉ Lavatory spout, deck-mounted without drain - Brushed Platinum

13 700 845 Product version from 3/13/2017



- 5-1/8" Projection
- Rigid spout
- Round aerated stream
- Total height 3-3/4"
- Height to aerator/spout outlet 3"
- 1-3/8" hole diameter
- 1/2" connection
- Water flow rate limited to max. 1.5 gpm
- lead-free
- This product can help a building meet the requirements of Green Building Rating Systems, e.g. LEED®, BREEAM®, DGNB

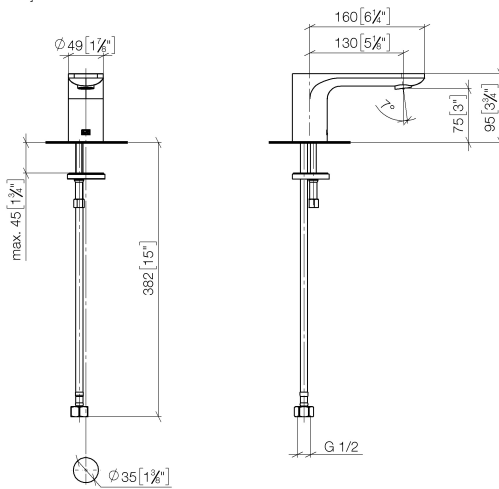
For Touchfree control please order eSet Touchfree with temperature adjustment

	Brushed Platinum	13 700 845-06
	Chrome	13 700 845-00
	Dark Chrome	13 700 845-19
	Brushed Light Gold	13 700 845-27
	Matte Black	13 700 845-33
	Brushed Chrome	13 700 845-93
	Brushed Dark Platinum	13 700 845-99

LISSE Lavatory spout, deck-mounted without drain - Brushed Platinum

13 700 845 Product version from 3/13/2017

mm [inches]



Flow rate chart



Codes & Standards

ASME A112.18.1/CSA B125.1	DIN 4109	ISO 3822	NSF/ANSI 372
NSF/ANSI/CAN 61	NSF372	NSF61	Ü-Zeichen



LISSE Lavatory spout, deck-mounted without drain - Brushed Platinum

13 700 845 Product version from 3/13/2017

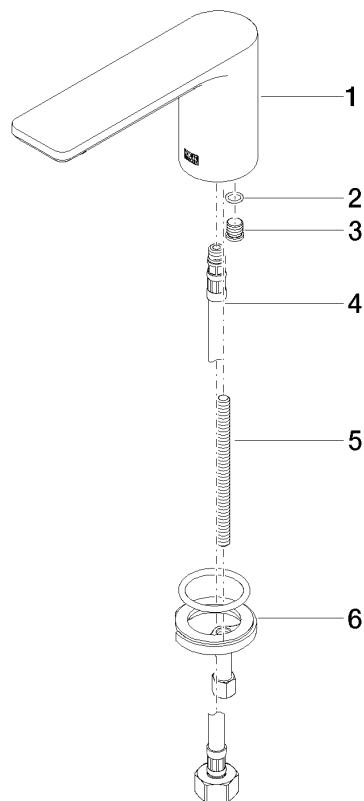
Certificates

LGA_29 IAPMO_N-4 IAPMO_6

LISSÉ Lavatory spout, deck-mounted without drain - Brushed Platinum

13 700 845 Product version from 3/13/2017

Parts for other
finishes can be found
here: [Chrome](#)



Spare parts list

Number	Item Number	Designation	Number of units	Lead time
1	90 11 84 015 00-06	spout	1	-
Spare part can no longer be ordered, please order the replacement item				
2	90 14 10 060 00 90	seal	1	2
3	09 31 20 065 90	plug	1	2
4	04 30 04 019 00 90	hose	1	2
5	09 31 11 012 90	pin	1	2
6	04 30 11 038 75 90	fixing set	1	2