










# LISSÉ Lavatory spout, deck-mounted without drain - Brushed Chrome

13 700 845    Product version from 3/13/2017



- 5-1/8" Projection
- Rigid spout
- Round aerated stream
- Total height 3-3/4"
- Height to aerator/spout outlet 3"
- 1-3/8" hole diameter
- 1/2" connection
- Water flow rate limited to max. 1.5 gpm
- lead-free
- This product can help a building meet the requirements of Green Building Rating Systems, e.g. LEED®, BREEAM®, DGNB

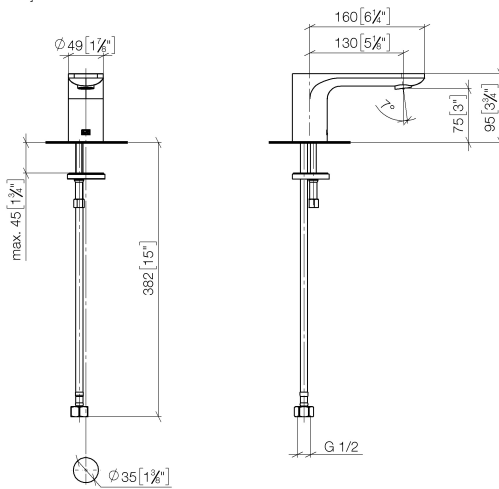
For Touchfree control please order eSet Touchfree with temperature adjustment

	Brushed Chrome	13 700 845-93
	Chrome	13 700 845-00
	Brushed Platinum	13 700 845-06
	Dark Chrome	13 700 845-19
	Brushed Light Gold	13 700 845-27
	Matte Black	13 700 845-33
	Brushed Dark Platinum	13 700 845-99

## LISSE Lavatory spout, deck-mounted without drain - Brushed Chrome

13 700 845 Product version from 3/13/2017

mm [inches]



### Flow rate chart



### Codes & Standards

ASME A112.18.1	ASME A112.18.1/CSA B125.1	cUPC	DIN 4109
ISO 3822	NSF/ANSI 372	NSF/ANSI/CAN 61	NSF372
NSF61	Scottish Water Byelaws	UK Water Supply Regulations	Ü-Zeichen



LISSE Lavatory spout, deck-mounted without drain - Brushed Chrome

---

13 700 845 Product version from 3/13/2017

Certificates

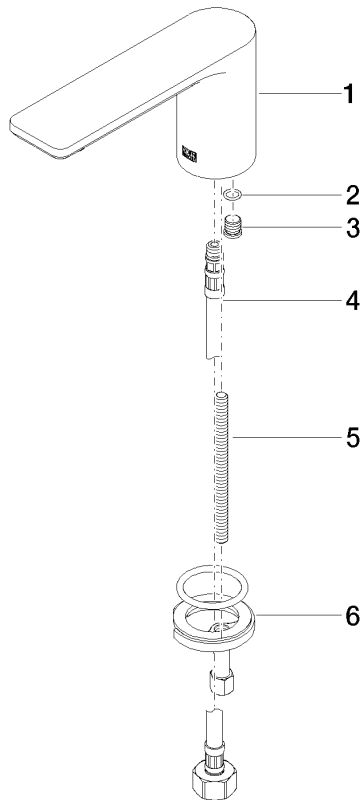
---

LGA_29	IAPMO_N-4	IAPMO_4976	WRAS_1909	IAPMO_6
--------	-----------	------------	-----------	---------

**LISSÉ Lavatory spout, deck-mounted without drain - Brushed Chrome**

13 700 845    Product version from 3/13/2017

Parts for other  
finishes can be found  
here: [Chrome](#)



**Spare parts list**

Number	Item Number	Designation	Number of units	Lead time
1	90 11 84 015 00-93	spout	1	20
2	90 14 10 060 00 90	seal	1	2
3	09 31 20 065 90	plug	1	2
4	04 30 04 019 00 90	hose	1	2
5	09 31 11 012 90	pin	1	2
6	04 30 11 038 75 90	fixing set	1	2