







## CL.1 Lavatory spout, deck-mounted without drain - Chrome

CL.1

13 715 705 Product version from 3/9/2015 to 6/15/2021



- 6-1/4" Projection
- Rigid spout
- Rectangular aerator with 40 individual streams
- Total height 8"
- Height to aerator/spout outlet 7-1/2"
- 1-3/8" hole diameter
- 2x 3/8" flexible supply lines
- 1/2" connection
- Water flow rate limited to max. 1.1 gpm
- lead-free
- This product can help a building meet the requirements of Green Building Rating Systems, e.g. LEED®, BREEAM®, DGNB

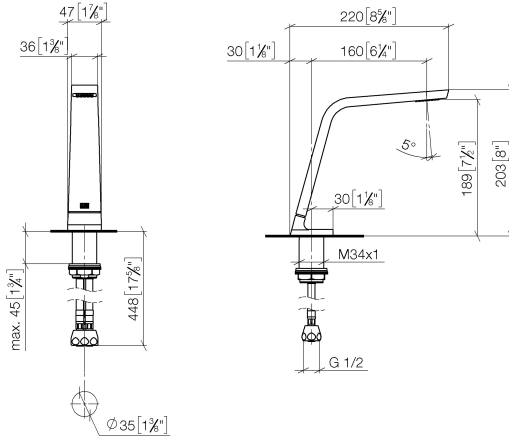
	Chrome	13 715 705-00
	Brushed Platinum	13 715 705-06
	Dark Chrome	13 715 705-19
	Brushed Champagne (22kt Gold)	13 715 705-46
	Champagne (22kt Gold)	13 715 705-47
	Brushed Dark Platinum	13 715 705-99

## CL.1 Lavatory spout, deck-mounted without drain - Chrome

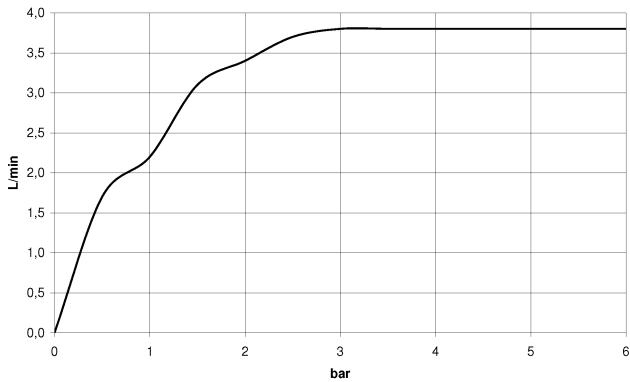
CL.1

13 715 705 Product version from 3/9/2015 to 6/15/2021

mm [inches]



### Flow rate chart



### Codes & Standards

ASME A112.18.1	California Energy Commission (CEC)	cUPC	DIN 4109
EPA WaterSense	Executive Order no. 1007	ISO 3822	NSF372
NSF61	Scottish Water Byelaws	UK Water Supply Regulations	Ü-Zeichen

WaterSense





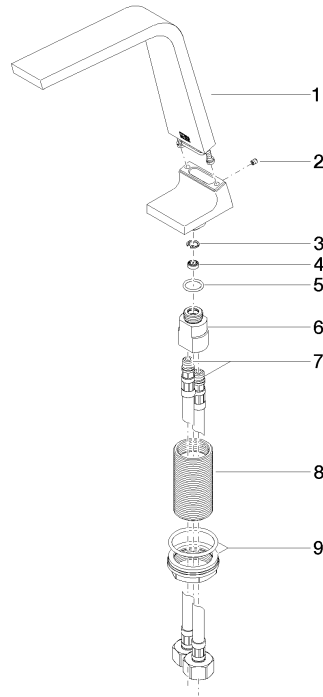
CL.1 Lavatory spout, deck-mounted without drain - Chrome

CL.1

13 715 705    Product version from 3/9/2015 to 6/15/2021

Certificates and sustainability

GDV_0400	LGA_28	IAPMO_N-4	IAPMO_4976	IAPMO_8834
WRAS_1512	IAPMO_6			



## Spare parts list

Number	Item Number	Designation	Number of units	Lead time
9	04 23 10 044 06 90	fixing set	1.00	2
2	09 31 11 044 90	pin	1.00	2
8	09 30 01 208 90	connection	1.00	2
1	90 11 70 003 00-00	spout	1.00	10
7	04 30 04 019 00 90	hose	2.00	2
6	09 11 10 055 10 90	connection	1.00	2
3	09 16 01 016 90	ring	1.00	2
5	09 14 10 130 90	seal	1.00	2
4	09 23 01 034 90	flow reducer	1.00	2