





IMO Lavatory spout, wall-mounted without drain - Chrome


13 800 671    Product version from 4/1/2024



- 6-3/4" Projection
  - Rigid spout
  - Rectangular aerated stream
  - 1-5/8" hole diameter
  - Flange 3-1/8" x 2-3/8"
  - 1/2" connection
  - Water flow rate limited to max. 1.2 gpm
  - lead-free
  - This product can help a building meet the requirements of Green Building Rating Systems, e.g. LEED®, BREEAM®, DGNB
- For Touchfree control please order eSet Touchfree with temperature adjustment**
- For Touchfree control please order eSet Touchfree with temperature adjustment

	Chrome	13 800 671-00 0010
	Brushed Chrome	13 800 671-93 0010

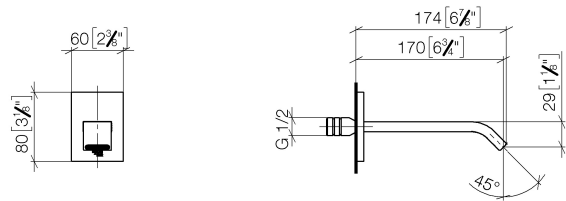
Required article

	<b>Rough-in adapter -</b>	35 080 970-90 0010
---	---------------------------	--------------------

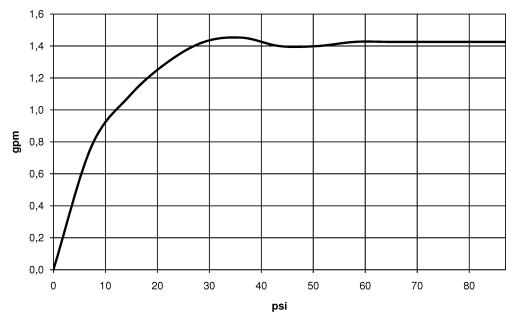
IMO Lavatory spout, wall-mounted without drain - Chrome

13 800 671    Product version from 4/1/2024

mm [inches]

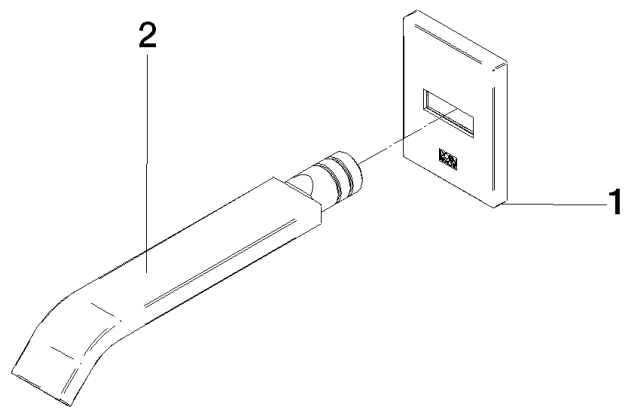


Flow rate chart



# IMO Lavatory spout, wall-mounted without drain - Chrome

13 800 671    Product version from 4/1/2024



## Spare parts list

Number	Item Number	Designation	Number of units	Lead time
1	90 27 67 023 00-00	rosette	1	10
2	90 28 22 413 00-00	spout	1	10