







CL.1 Lavatory spout, wall-mounted without drain - Brushed Platinum


13 800 705 Product version from 3/9/2015



- 7-7/8" Projection
- Rigid spout
- Rectangular aerator with 40 individual streams
- 1-1/2" hole diameter
- lead-free
- 1/2" connection
- Plug-in connection mounting
- Water flow rate limited to max. 1.2 gpm
- This product can help a building meet the requirements of Green Building Rating Systems, e.g. LEED®, BREEAM®, DGNB

	Brushed Platinum	13 800 705-06
	Chrome	13 800 705-00
	Dark Chrome	13 800 705-19
	Brushed Champagne (22kt Gold)	13 800 705-46
	Champagne (22kt Gold)	13 800 705-47
	Brushed Dark Platinum	13 800 705-99

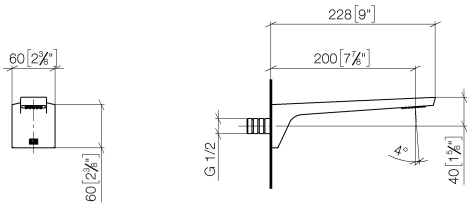
Required article

	Rough-in adapter -	35 080 970-90 0010
---	---------------------------	--------------------

CL.1 Lavatory spout, wall-mounted without drain - Brushed Platinum

13 800 705 Product version from 3/9/2015

mm [inches]



Flow rate chart



Codes & Standards

ASME A112.18.1	ASME A112.18.1/CSA B125.1	California Energy Commission (CEC)	cUPC
DIN 4109	EPA WaterSense	ISO 3822	NSF/ANSI 372
NSF/ANSI/CAN 61	NSF372	NSF61	Scottish Water Byelaws
UK Water Supply Regulations	Ü-Zeichen	Water Sense	WaterSense





CL.1 Lavatory spout, wall-mounted without drain - Brushed Platinum

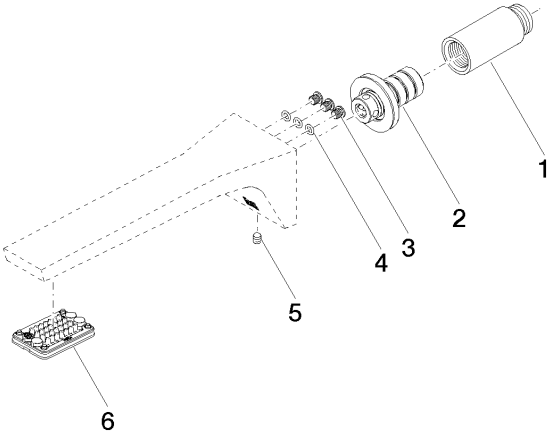
13 800 705 Product version from 3/9/2015

Certificates

LGA_28	IAPMO_N-4	IAPMO_4976	IAPMO_8834	WRAS_1512
IAPMO_6				

CL.1 Lavatory spout, wall-mounted without drain - Brushed Platinum

13 800 705 Product version from 3/9/2015



Spare parts list

Number	Item Number	Designation	Number of units	Lead time
1	09 24 03 081 10 90	extension	1	2
2	90 24 03 108 01 90	nipple set	1	2
3	09 30 30 113 20 90	screw	3	2
4	09 14 10 001 90	seal	3	2
5	90 31 11 004 00 90	pin	1	2
6	90 11 02 297 00 90	aerator	1	2