



MADISON Tub spout for wall-mounted installation - Brushed Platinum

13 801 380 Product version from 7/31/2009

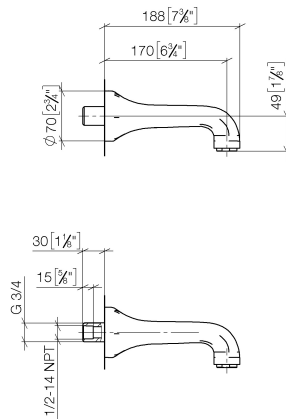


- 6-3/4" Projection
- Round aerator
- 1-1/2" hole diameter
- 3/4" connection
- Water flow rate limited to max. 5.8 gpm
- Min. rough in depth 2-1/8" (US-only)

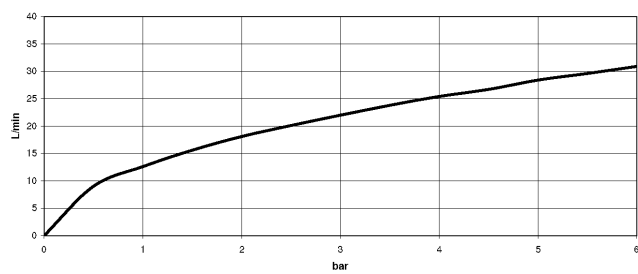
MADISON Tub spout for wall-mounted installation - Brushed Platinum

13 801 380 Product version from 7/31/2009

mm [inches]



Flow rate chart



Codes & Standards

Scottish Water
Byelaws

UK Water Supply
Regulations



MADISON Tub spout for wall-mounted installation - Brushed Platinum

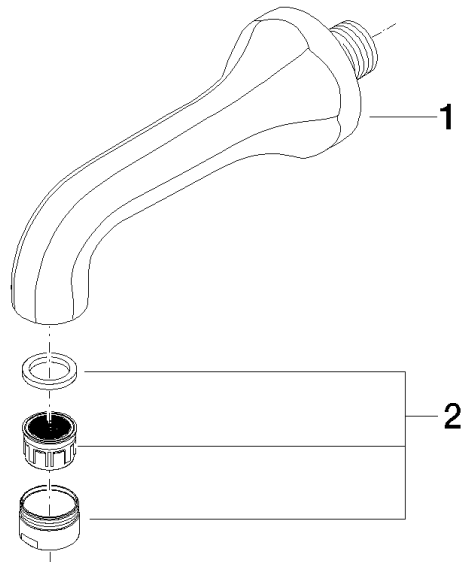
13 801 380 Product version from 7/31/2009

Certificates

WRAS_1404

MADISON Tub spout for wall-mounted installation - Brushed Platinum

13 801 380 Product version from 7/31/2009



Spare parts list

Number	Item Number	Designation	Number of units	Lead time
1	09 11 36 090-06	spout	1	60
2	90 23 01 121 00-06	aerator	1	10