










IMO Tub spout for wall-mounted installation - Brushed Light Gold

13 801 670 Product version from 4/1/2024



- 7-7/8" Projection
- Rectangular aerator
- 1-1/2" hole diameter
- 1/2" connection
- Water flow rate limited to max. 6.6 gpm

	Brushed Light Gold	13 801 670-27
	Chrome	13 801 670-00
	Brushed Platinum	13 801 670-06
	Dark Chrome	13 801 670-19
	Matte Black	13 801 670-33
	Brushed Chrome	13 801 670-93
	Brushed Dark Platinum	13 801 670-99

Required article

Rough-in adapter -

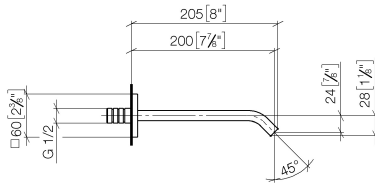
35 080 970-90
0010



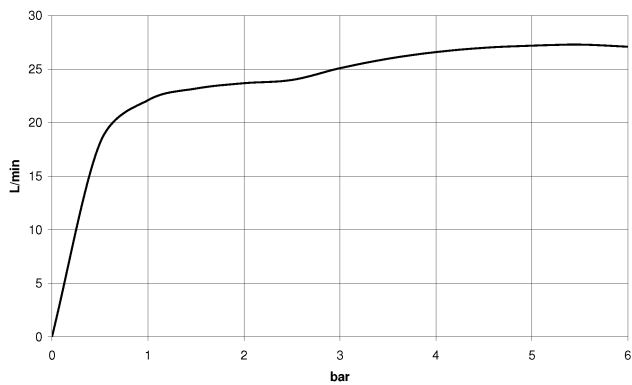
IMO Tub spout for wall-mounted installation - Brushed Light Gold

13 801 670 Product version from 4/1/2024

mm [inches]



Flow rate chart

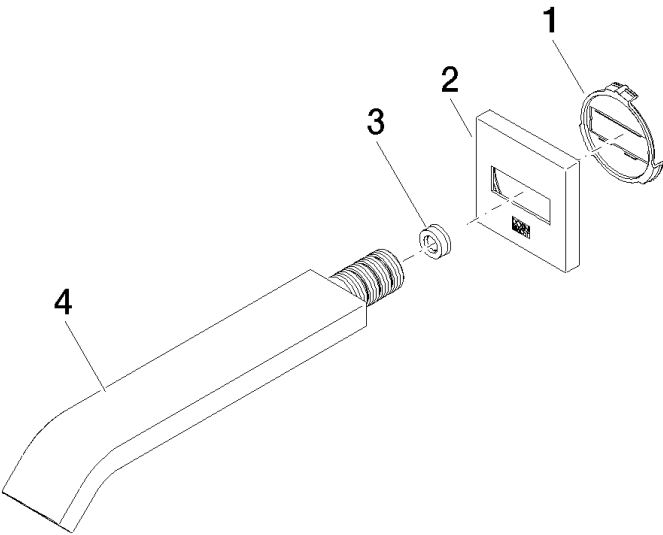


Codes & Standards

ASME
A112.18.1/CSA
B125.1

IMO Tub spout for wall-mounted installation - Brushed Light Gold

13 801 670 Product version from 4/1/2024



Spare parts list

Number	Item Number	Designation	Number of units	Lead time
1	09 18 40 139 90	base	1	2
2	09 27 67 008-27	rosette	1	60
3	09 23 01 057 90	flow reducer	1	2
4	04 28 22 241 00-27	spout	1	60