

MEM Tub spout for wall-mounted installation - Platinum

MEM

13 801 782 Product version from 3/10/2014



- 8-5/8" Projection
- Rectangular aerated stream
- Flange 2-3/8" x 2-3/8"
- 1-1/2" hole diameter
- 1/2" connection
- Water flow rate limited to max. 10.2 gpm

	Platinum	13 801 782-08
	Chrome	13 801 782-00
	Brushed Platinum	13 801 782-06
	Dark Chrome	13 801 782-19
	Brushed Durabrass (23kt Gold)	13 801 782-28
	Brushed Dark Brass	13 801 782-39
	Brushed Champagne (22kt Gold)	13 801 782-46
	Champagne (22kt Gold)	13 801 782-47
	Brushed Dark Platinum	13 801 782-99

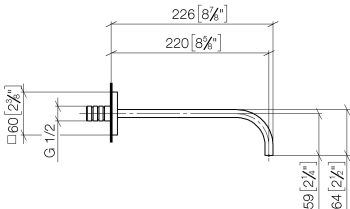
Required article

Rough-in adapter -

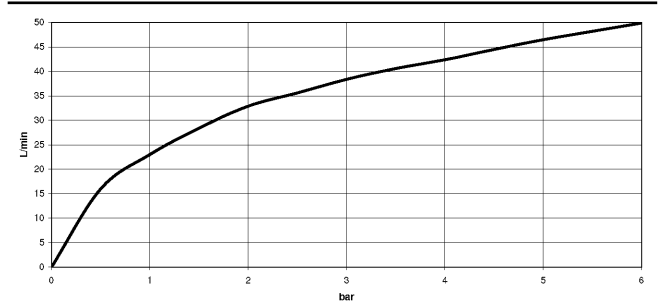
35 080 970-90
0010



mm [inches]



Flow rate chart



Codes & Standards

ASME A112.18.1	cUPC	Scottish Water Byelaws	UK Water Supply Regulations
----------------	------	---------------------------	--------------------------------



MEM Tub spout for wall-mounted installation - Platinum

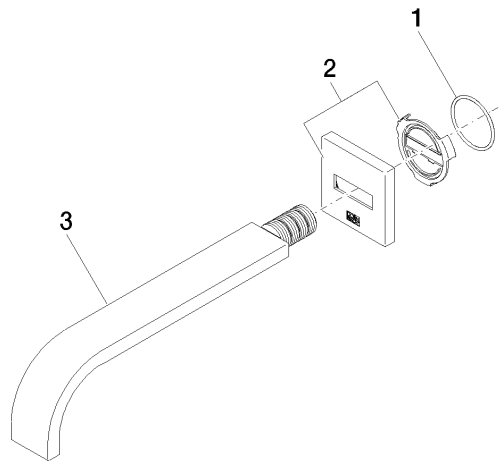
MEM

13 801 782 Product version from 3/10/2014

Certificates and sustainability

WRAS_2203

IAPMO_4976



Spare parts list

Number	Item Number	Designation	Number of units	Lead time
1	09 14 10 111 90	seal	1.00	2
2	90 27 78 035 00-08	rosette	1.00	40
3	04 28 22 290 00-08	spout	1.00	40