











MEM Tub spout for wall-mounted installation - Champagne (22kt Gold)

MEM

13 801 782 Product version from 3/10/2014



- 8-5/8" Projection
- Rectangular aerated stream
- Flange 2-3/8" x 2-3/8"
- 1-1/2" hole diameter
- 1/2" connection
- Water flow rate limited to max. 10.2 gpm

	Champagne (22kt Gold)	13 801 782-47
	Chrome	13 801 782-00
	Brushed Platinum	13 801 782-06
	Platinum	13 801 782-08
	Dark Chrome	13 801 782-19
	Brushed Durabrass (23kt Gold)	13 801 782-28
	Brushed Champagne (22kt Gold)	13 801 782-46
	Brushed Dark Platinum	13 801 782-99

Required article

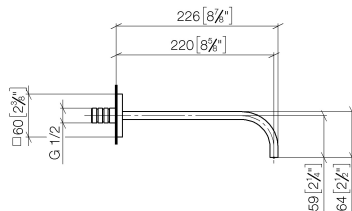
Rough-in adapter -

35 080 970-90
0010



13 801 782 Product version from 3/10/2014

mm [inches]



Flow rate chart



Codes & Standards

Scottish Water
Byelaws

UK Water Supply
Regulations



MEM Tub spout for wall-mounted installation - Champagne (22kt Gold)

MEM

13 801 782 Product version from 3/10/2014

Certificates and sustainability

WRAS_2203



Spare parts list

Number	Item Number	Designation	Number of units	Lead time
3	04 28 22 290 00-47	spout	1.00	30
1	09 14 10 111 90	seal	1.00	2
2	90 27 78 035 00-47	rosette	1.00	30