




DORNBRACHT YARRE Tub spout for wall-mounted installation - Chrome

DORNBRACHT
YARRE

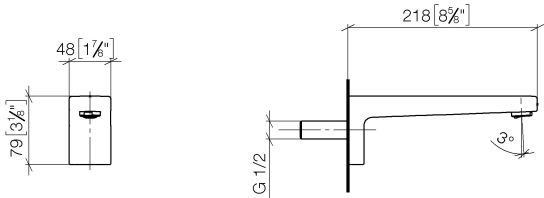
13 801 832 Product version from 1/1/2023



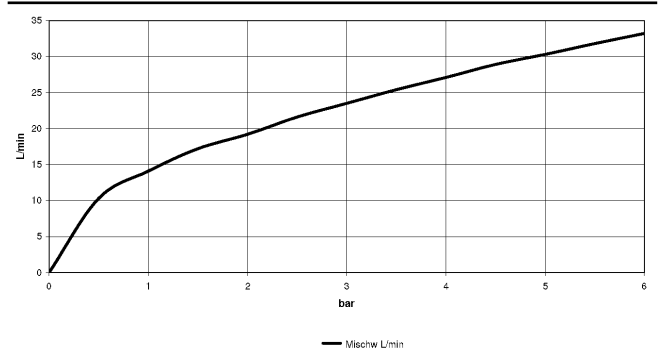
- 7-7/8" Projection
- Round aerator
- 1-1/2" hole diameter
- 1/2" connection
- Water flow rate limited to max. 6.3 gpm
- Flange 3-1/8" x 1-7/8"

	Chrome	13 801 832-00
	Soft Black	13 801 832-69

mm [inches]



Flow rate chart



Codes & Standards

ASME A112.18.1	cUPC	DIN 4109	ISO 3822
Scottish Water Byelaws	UK Water Supply Regulations	Ü-Zeichen	XP P 41-280



DORNBRACHT YARRE Tub spout for wall-mounted installation - Chrome

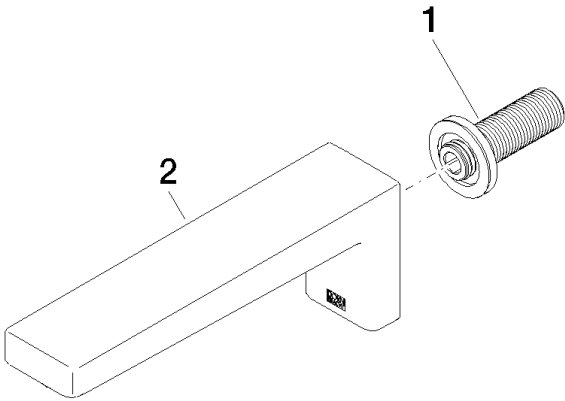
DORNBRACHT
YARRE

13 801 832 Product version from 1/1/2023

Certificates and sustainability

WRAS_2310 ACS_23 ACC NY AbP_10 IAPMO_4976 (

Parts for other
finishes can be found
here: [Soft Black](#)



Spare parts list

Number	Item Number	Designation	Number of units	Lead time
2	90 11 06 225 00-00	spout	1.00	2
1	90 24 03 316 00 90	nipple	1.00	2