

**META Pillar tap cold water only - Chrome**

17 500 662 Product version from 5/1/2022



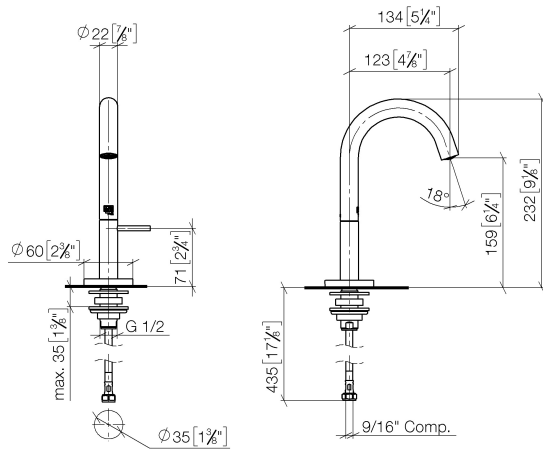
- 4-7/8" Projection
- Rigid spout
- Round aerated stream
- Total height 9-1/8"
- Height to aerator/spout outlet 6-1/4"
- 1-3/8" hole diameter
- 1/2" connection
- Flange diameter 2-3/8"
- Water flow rate limited to max. 1.2 gpm
- lead-free
- This product can help a building meet the requirements of Green Building Rating Systems, e.g. LEED®, BREEAM®, DGNB (ADA)

	Chrome	17 500 662-00 0010
	Brushed Platinum	17 500 662-06 0010
	Light gold	17 500 662-26 0010
	Brushed Light Gold	17 500 662-27 0010
	Matte Black	17 500 662-33 0010
	Brushed Bronze	17 500 662-42 0010
	Brushed Champagne (22kt Gold)	17 500 662-46 0010
	Champagne (22kt Gold)	17 500 662-47 0010
	Brushed Chrome	17 500 662-93 0010
	Brushed Dark Platinum	17 500 662-99 0010

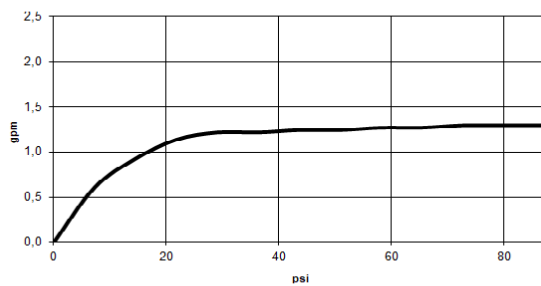
## META Pillar tap cold water only - Chrome

17 500 662 Product version from 5/1/2022

mm [inches]



### Flow rate chart



### Codes & Standards

ASME A112.18.1	California Energy Commission (CEC)	cUPC	EPA WaterSense
NSF372	NSF61	Water Sense	WaterSense





META Pillar tap cold water only - Chrome

---

17 500 662    Product version from 5/1/2022

Certificates

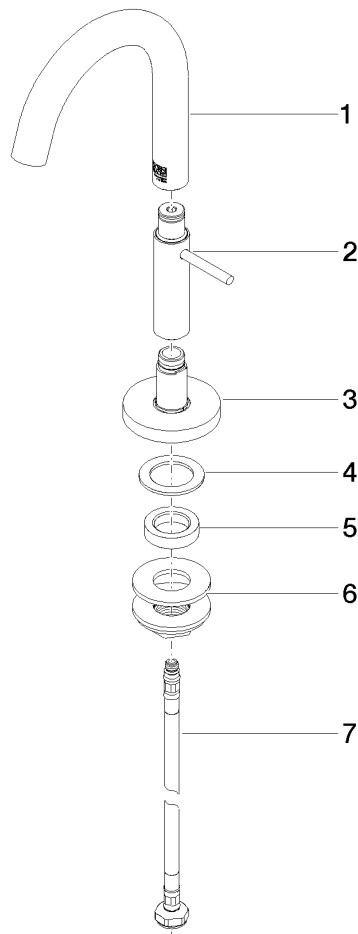
---

IAPMO_N-4	IAPMO_8834	IAPMO_4976	IAPMO_6
-----------	------------	------------	---------

## META Pillar tap cold water only - Chrome

17 500 662 Product version from 5/1/2022

Parts for other  
finishes can be found  
here: Brushed  
Platinum



### Spare parts list

Number	Item Number	Designation	Number of units	Lead time
1	90 28 22 389 00-00	spout	1	10
2	90 20 66 024 10-00	handle	1	10
3	90 27 66 020 00-00	rosette	1	10
4	09 14 05 015 90	seal	1	2
5	09 28 10 079 90	ring	1	60
6	04 23 10 017 00 90	fixing set	1	60
7	04 30 04 102 00 90	Flexible supply line 3/8" -	1	2