



META Pillar tap cold water only - Matte Black

17 500 662 Product version from 5/1/2022



- 4-7/8" Projection
 - Rigid spout
 - Round aerated stream
 - Total height 9-1/8"
 - Height to aerator/spout outlet 6-1/4"
 - 1-3/8" hole diameter
 - 1/2" connection
 - Flange diameter 2-3/8"
 - Water flow rate limited to max. 1.2 gpm
 - lead-free
 - This product can help a building meet the requirements of Green Building Rating Systems, e.g. LEED®, BREEAM®, DGNB
- (ADA)

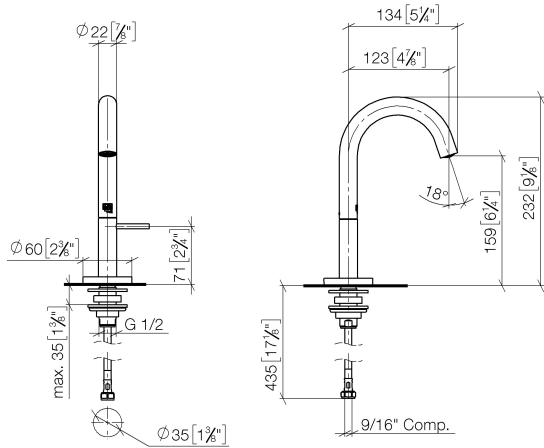
	Matte Black	17 500 662-33 0010
	Chrome	17 500 662-00 0010
	Brushed Platinum	17 500 662-06 0010
	Light gold	17 500 662-26 0010
	Brushed Light Gold	17 500 662-27 0010
	Brushed Bronze	17 500 662-42 0010
	Brushed Champagne (22kt Gold)	17 500 662-46 0010
	Champagne (22kt Gold)	17 500 662-47 0010
	Brushed Chrome	17 500 662-93 0010
	Brushed Dark Platinum	17 500 662-99 0010



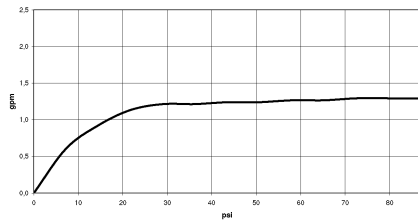
META Pillar tap cold water only - Matte Black

17 500 662 Product version from 5/1/2022

mm [inches]



Flow rate chart



Codes & Standards

ASME A112.18.1	California Energy Commission (CEC)	cUPC	EPA WaterSense
NSF372	NSF61	Water Sense	WaterSense





META Pillar tap cold water only - Matte Black

17 500 662 Product version from 5/1/2022

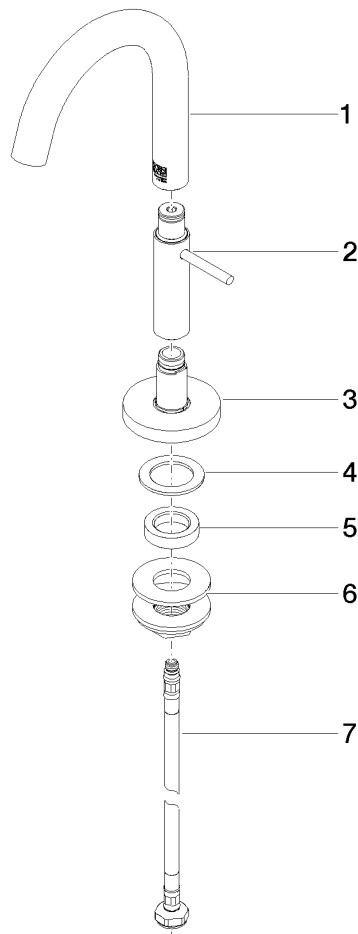
Certificates

IAPMO_N-4	IAPMO_8834	IAPMO_4976	IAPMO_6
-----------	------------	------------	---------

META Pillar tap cold water only - Matte Black

17 500 662 Product version from 5/1/2022

Parts for other
finishes can be found
here: [Chrome](#)



Spare parts list

Number	Item Number	Designation	Number of units	Lead time
1	90 28 22 389 00-33	spout	1	30
2	90 20 66 024 10-33	handle	1	30
3	90 27 66 020 00-33	rosette	1	30
4	09 14 05 015 90	seal	1	2
5	09 28 10 079 90	ring	1	60
6	04 23 10 017 00 90	fixing set	1	60
7	04 30 04 102 00 90	Flexible supply line 3/8" -	1	2