

VAIA Two-hole bridge mixer For sprayer / professional sprayer - Durabrand (23kt Gold)

19 825 809 Product version from 7/1/2023



- 9-1/2" Projection
 - Swiveling spout 360°
 - Aerated stream
 - Water flow rate limited to max. 1.5 gpm
 - lead-free
 - This product can help a building meet the requirements of Green Building Rating Systems, e.g. LEED®, BREEAM®, DGNB
- Two-hole mixer for use with rinsers and professional sprayers

| | | |
|--|-------------------------------|--------------------|
| | Durabrand (23kt Gold) | 19 825 809-09 0010 |
| | Chrome | 19 825 809-00 0010 |
| | Brushed Platinum | 19 825 809-06 0010 |
| | Platinum | 19 825 809-08 0010 |
| | Dark Chrome | 19 825 809-19 0010 |
| | Brushed Durabrand (23kt Gold) | 19 825 809-28 0010 |
| | Matte Black | 19 825 809-33 0010 |
| | Brushed Champagne (22kt Gold) | 19 825 809-46 0010 |
| | Champagne (22kt Gold) | 19 825 809-47 0010 |
| | Brushed Chrome | 19 825 809-93 0010 |
| | Brushed Dark Platinum | 19 825 809-99 0010 |

Recommended article

VAIA Soap dispenser with flange - 82 434 809-09 Durabrand (23kt Gold)



Recommended article

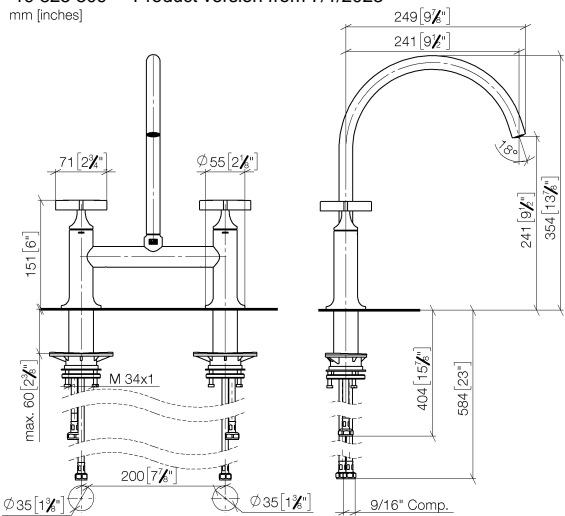
VAIA AIR SWITCH operating button, trim parts only - Durabrand (23kt Gold) 10 713 809-09



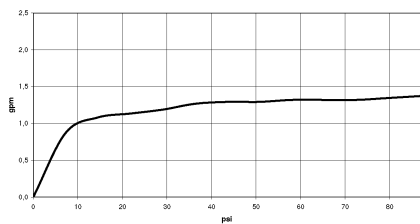


VAIA Two-hole bridge mixer For sprayer / professional sprayer - Durabrass
(23kt Gold)

19 825 809 Product version from 7/1/2023
mm [inches]



Flow rate chart



Codes & Standards

| | | | |
|----------------|------------------------------------|------|--------|
| ASME A112.18.1 | California Energy Commission (CEC) | cUPC | NSF372 |
| NSF61 | | | |



VAIA Two-hole bridge mixer For sprayer / professional sprayer - Durabrass (23kt Gold)

19 825 809 Product version from 7/1/2023

Certificates

IAPMO_4976

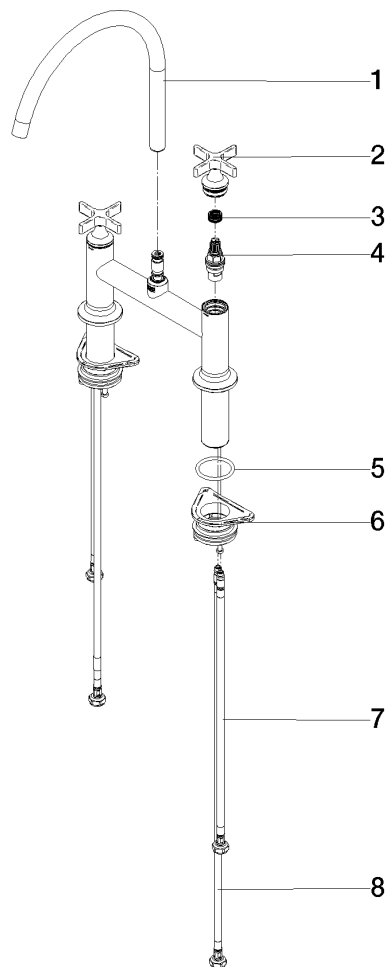
IAPMO_N-4976

IAPMO_6397

VAIA Two-hole bridge mixer For sprayer / professional sprayer - Durabrass (23kt Gold)

19 825 809 Product version from 7/1/2023

Parts for other
finishes can be found
here: [Chrome](#)



Spare parts list

| Number | Item Number | Designation | Number of units | Lead time |
|--|--------------------|-------------|-----------------|-----------|
| 1 | 90 28 22 396 01-09 | spout | 1 | 40 |
| 2 | 90 20 80 036 00-09 | handle | 2 | - |
| Spare part can no longer be ordered, please order the replacement item | | | | |
| 3 | 90 12 12 232 00 90 | fixing cap | 2 | 2 |
| 4 | 90 90 03 131 00 90 | top | 2 | 2 |
| 5 | 90 14 10 043 00 90 | seal | 2 | 2 |
| 6 | 04 30 11 040 00 90 | fixing set | 2 | 2 |
| 7 | 04 30 04 100 00 90 | hose | 2 | 2 |
| 8 | 04 30 04 103 00 90 | hose | 2 | 2 |