







CL.1 Deck valve counter-clockwise closing hot - Brushed Platinum

CL.1

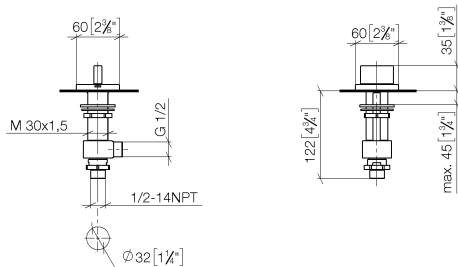
20 000 706    Product version from 3/9/2015



- Valve hole diameter 1-1/4"
  - Flange 2-3/8" x 2-3/8"
  - with marking for hot
- (ADA)

	Brushed Platinum	20 000 706-06
	Chrome	20 000 706-00
	Dark Chrome	20 000 706-19
	Brushed Champagne (22kt Gold)	20 000 706-46
	Champagne (22kt Gold)	20 000 706-47
	Brushed Dark Platinum	20 000 706-99

mm [inches]



## Flow rate chart



## Codes & Standards

ADA	ASME A112.18.1	cUPC	DIN 4109
ISO 3822	Scottish Water Byelaws	UK Water Supply Regulations	Ü-Zeichen



## CL.1 Deck valve counter-clockwise closing hot - Brushed Platinum

---

CL.1

20 000 706 Product version from 3/9/2015

### Certificates and sustainability

---

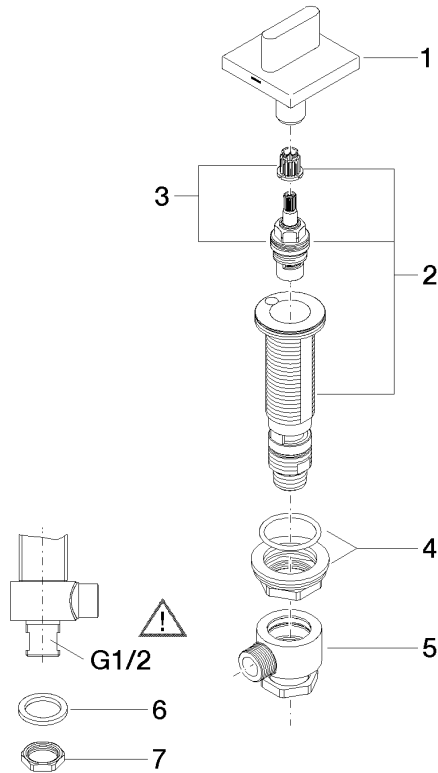
IAPMO\_4976

WRAS\_2103

LGA\_28

20 000 706 Product version from 3/9/2015

Parts for other  
finishes can be found  
here: [Chrome](#)



## Spare parts list

Number	Item Number	Designation	Number of units	Lead time
2	04 17 11 058 32 90	side panel	1.00	2
3	90 90 03 132 00 90	top	1.00	2
7	09 30 11 059 90	disc	1.00	2
4	04 23 10 032 78 90	fixing set	1.00	2
1	90 20 70 051 05-06	handle ( hot )	1.00	10
8	09 23 10 012 90	nut	1.00	2
5	04 17 11 023 10 90	distributor	1.00	2
6	90 23 30 040 00-06	threaded connector	1.00	10