



Deck valve clockwise-closing cold - Dark Chrome

20 000 740 Product version from 4/1/2023



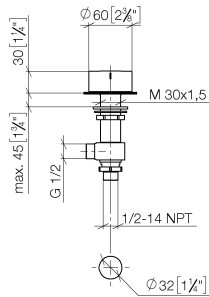
- 1-1/4" hole diameter
- Handle Ø 2-3/8"
- Without flange
- with marking for cold

	Dark Chrome	20 000 740-19
	Chrome	20 000 740-00
	Brushed Platinum	20 000 740-06
	Platinum	20 000 740-08
	Brushed Durabass (23kt Gold)	20 000 740-28
	Matte Black	20 000 740-33
	Brushed Champagne (22kt Gold)	20 000 740-46
	Champagne (22kt Gold)	20 000 740-47
	Brushed Dark Platinum	20 000 740-99

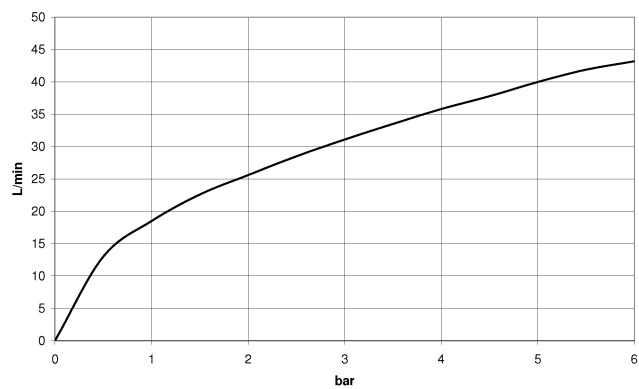
Deck valve clockwise-closing cold - Dark Chrome

20 000 740 Product version from 4/1/2023

mm [inches]



Flow rate chart



Codes & Standards

ASME A112.18.1	ASME A112.18.1/CSA B125.1	cUPC	DIN 4109
ISO 3822	Scottish Water Byelaws	UK Water Supply Regulations	Ü-Zeichen



Deck valve clockwise-closing cold - Dark Chrome

20 000 740 Product version from 4/1/2023

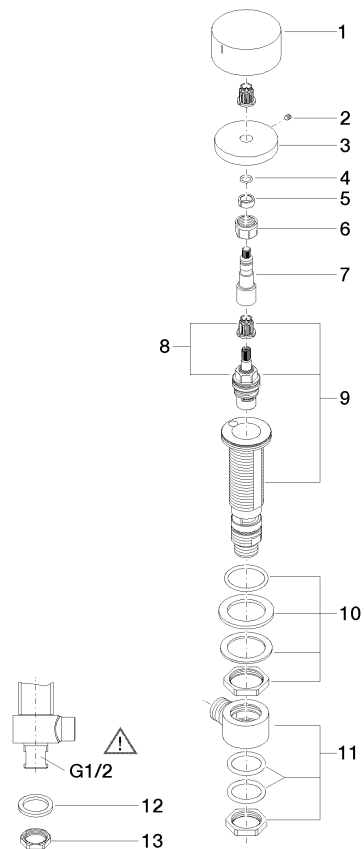
Certificates

IAPMO_4976	WRAS_2103	LGA_28
------------	-----------	--------

Deck valve clockwise-closing cold - Dark Chrome

20 000 740 Product version from 4/1/2023

Parts for other
finishes can be found
here: [Chrome](#)



Spare parts list

Number	Item Number	Designation	Number of units	Lead time
1	09 20 74 005-19	handle (cold)	1	60
2	90 31 11 007 00 90	pin	1	2
3	09 27 74 003-19	rosette	1	60
4	90 14 10 060 00 90	seal	1	2
5	90 14 15 020 03 90	ring	1	2
6	90 23 30 023 00 90	nut	1	2
7	09 29 06 107-00	spindle	1	10
8	90 90 03 133 00 90	top	1	2
9	04 17 11 058 33 90	side panel	1	2
10	04 23 10 032 78 90	fixing set	1	2
11	04 17 11 023 10 90	distributor	1	2
12	09 30 11 059 90	disc	1	2
13	09 23 10 012 90	nut	1	2