



MEM Deck valve clockwise-closing cold - Brushed Durabrass (23kt Gold)









MEM

20 000 782 Product version from 3/10/2014



- 1-1/4" hole diameter
- Flange 2-3/8" x 2-3/8"
- with marking for cold

(ADA)

	Brushed Durabrass (23kt Gold)	20 000 782-28
	Chrome	20 000 782-00
	Brushed Platinum	20 000 782-06
	Platinum	20 000 782-08
	Dark Chrome	20 000 782-19
	Brushed Champagne (22kt Gold)	20 000 782-46
	Champagne (22kt Gold)	20 000 782-47
	Brushed Dark Platinum	20 000 782-99

mm [inches]



Flow rate chart



Codes & Standards

ADA	Scottish Water Byelaws	UK Water Supply Regulations
-----	---------------------------	--------------------------------



MEM Deck valve clockwise-closing cold - Brushed Durabross (23kt Gold)

MEM

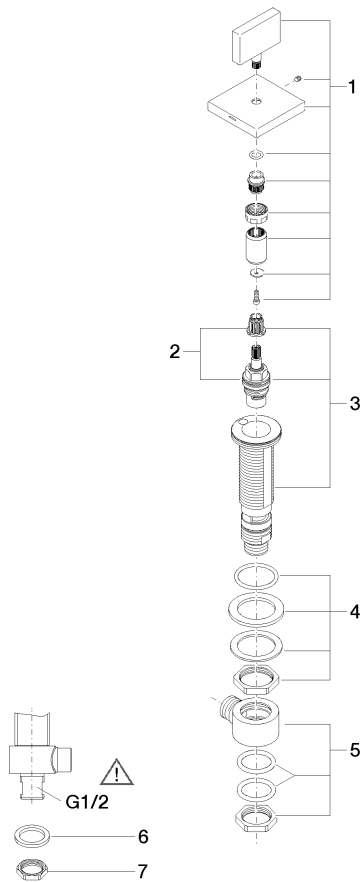
20 000 782 Product version from 3/10/2014

Certificates and sustainability

WRAS_2103

20 000 782 Product version from 3/10/2014

Parts for other
finishes can be found
here: Chrome



Spare parts list

Number	Item Number	Designation	Number of units	Lead time
7	09 23 10 012 90	nut	1.00	2
5	04 17 11 023 10 90	distributor	1.00	2
6	09 30 11 059 90	disc	1.00	2
2	90 90 03 133 00 90	top	1.00	2
4	04 23 10 032 78 90	fixing set	1.00	2
3	04 17 11 058 33 90	side panel	1.00	2
1	90 20 78 002 04-28	handle (cold)	1.00	20