



MEM Deck valve counter-clockwise closing hot - Brushed Champagne (22kt Gold)

20 000 783 Product version from 3/10/2014



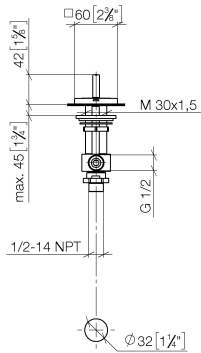
- 1-1/4" hole diameter
 - Flange 2-3/8" x 2-3/8"
 - with marking for hot
- (ADA)

| | | |
|---|--------------------------------|---------------|
|  | Brushed Champagne (22kt Gold) | 20 000 783-46 |
|  | Chrome | 20 000 783-00 |
|  | Brushed Platinum | 20 000 783-06 |
|  | Platinum | 20 000 783-08 |
|  | Dark Chrome | 20 000 783-19 |
|  | Brushed Durabronze (23kt Gold) | 20 000 783-28 |
|  | Champagne (22kt Gold) | 20 000 783-47 |
|  | Brushed Dark Platinum | 20 000 783-99 |

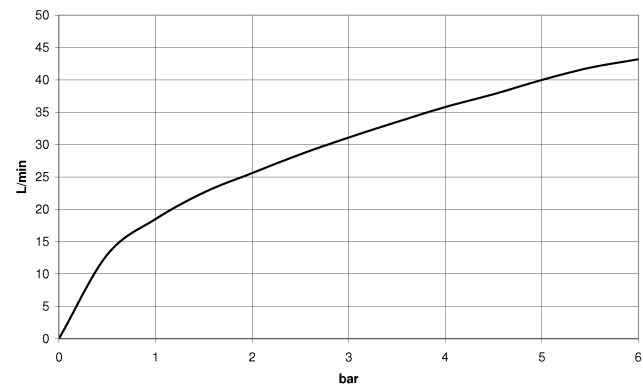


MEM Deck valve counter-clockwise closing hot - Brushed Champagne (22kt Gold)

20 000 783 Product version from 3/10/2014
mm [inches]



Flow rate chart



Codes & Standards

| | | | |
|---------------------------|--------------------------------|---------------------------------|------|
| ADA | ASME A112.18.1 | ASME A112.18.1/CSA B125.1 | cUPC |
| Scottish Water Byelaws | UK Water Supply Regulations | | |



MEM Deck valve counter-clockwise closing hot - Brushed Champagne (22kt Gold)

20 000 783 Product version from 3/10/2014

Certificates

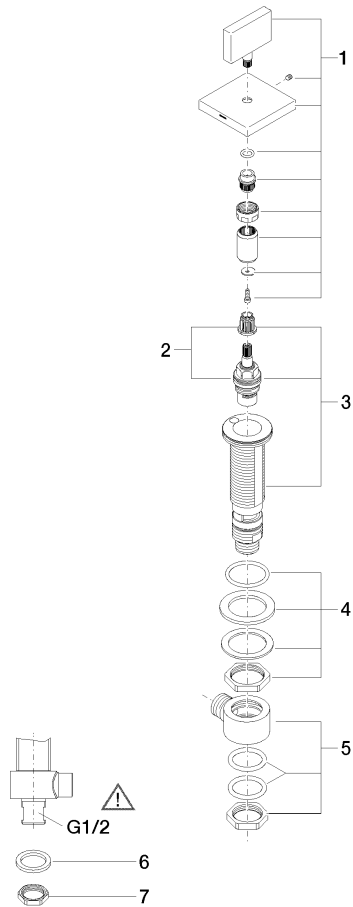
IAPMO_4976

WRAS_2103

MEM Deck valve counter-clockwise closing hot - Brushed Champagne (22kt Gold)

20 000 783 Product version from 3/10/2014

Parts for other
finishes can be found
here: [Chrome](#)



Spare parts list

| Number | Item Number | Designation | Number of units | Lead time |
|--------|--------------------|----------------|-----------------|-----------|
| 1 | 90 20 78 002 05-46 | handle (hot) | 1 | 30 |
| 2 | 90 90 03 132 00 90 | top | 1 | 2 |
| 3 | 04 17 11 058 32 90 | side panel | 1 | 2 |
| 4 | 04 23 10 032 78 90 | fixing set | 1 | 2 |
| 5 | 04 17 11 023 10 90 | distributor | 1 | 2 |
| 6 | 09 30 11 059 90 | disc | 1 | 2 |
| 7 | 09 23 10 012 90 | nut | 1 | 2 |