



SYMETRICS Deck valve counter-clockwise closing hot or cold - Chrome

20 000 980 Product version from 4/30/2013

- Valve hole diameter 1-1/4"
- Flange 2-3/8" x 2-3/8"

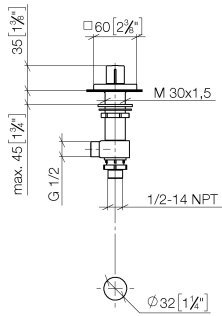




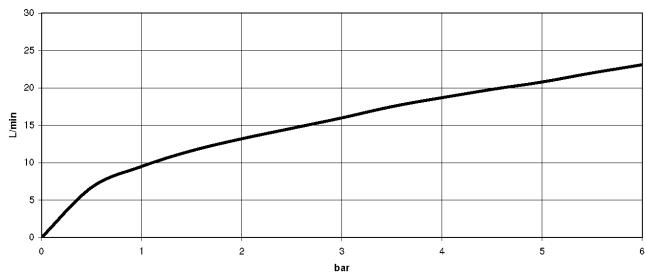
SYMETRICS Deck valve counter-clockwise closing hot or cold - Chrome

20 000 980 Product version from 4/30/2013

mm [inches]



Flow rate chart



Codes & Standards

ASME A112.18.1	ASME A112.18.1/CSA B125.1	cUPC	EN 200
NSF/ANSI 372	NSF/ANSI/CAN 61	NSF372	VA-Zeichen



SYMETRICS Deck valve counter-clockwise closing hot or cold - Chrome

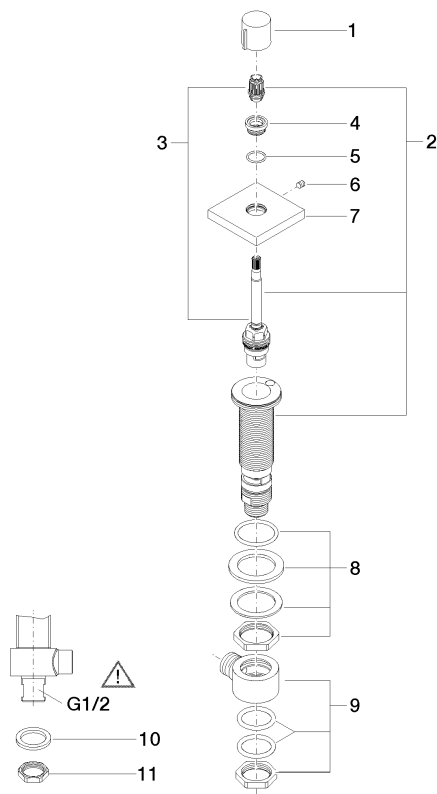
20 000 980 Product version from 4/30/2013

Certificates

ETA_18	IAPMO_4976	IAPMO_6
--------	------------	---------

SYMETRICS Deck valve counter-clockwise closing hot or cold - Chrome

20 000 980 Product version from 4/30/2013



Spare parts list

Number	Item Number	Designation	Number of units	Lead time
1	09 20 98 001-00	handle	1	10
2	90 17 11 045 04 90	side panel	1	2
3	90 90 03 204 00 90	top	1	2
4	09 12 12 043-00	base	1	10
5	09 14 10 017 90	seal	1	2
6	90 31 11 004 00 90	pin	1	2
7	09 27 98 014-00	rosette	1	10
8	04 23 10 032 78 90	fixing set	1	2
9	04 17 11 023 10 90	distributor	1	2
10	09 30 11 059 90	disc	1	2
11	09 23 10 012 90	nut	1	2