


CL.1 Deck valve clockwise-closing cold - Champagne (22kt Gold)
CL.1

20 002 705
Product version from 3/9/2015

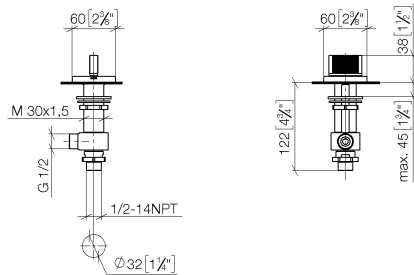


- CASCADE structure
- 1-1/4" hole diameter
- Flange 2-3/8" x 2-3/8"
- with marking for cold

(ADA)

	Champagne (22kt Gold)	20 002 705-47
	Chrome	20 002 705-00
	Brushed Platinum	20 002 705-06
	Dark Chrome	20 002 705-19
	Brushed Champagne (22kt Gold)	20 002 705-46
	Brushed Dark Platinum	20 002 705-99

mm [inches]



Flow rate chart



Codes & Standards

ADA

DIN 4109

ISO 3822

Scottish Water
Byelaws

UK Water Supply
Regulations

Ü-Zeichen



CL.1 Deck valve clockwise-closing cold - Champagne (22kt Gold)

CL.1

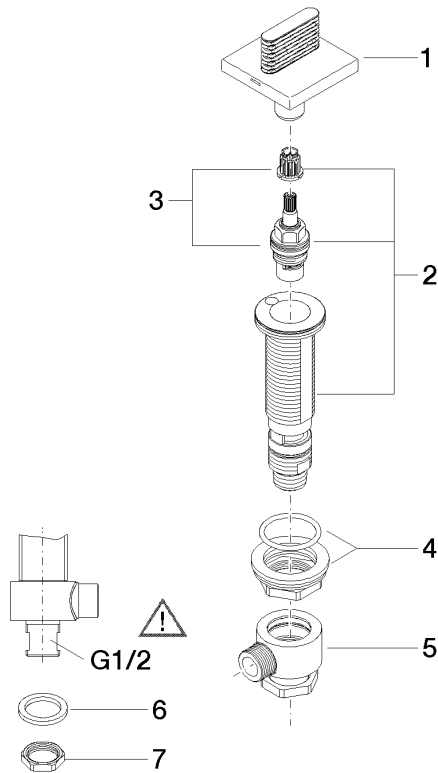
20 002 705 Product version from 3/9/2015

Certificates and sustainability

WRAS_2103

LGA_28

Parts for other
finishes can be found
here: [Chrome](#)



Spare parts list

Number	Item Number	Designation	Number of units	Lead time
4	04 23 10 032 78 90	fixing set	1.00	2
6	90 23 30 040 00-47	threaded connector	1.00	30
1	90 20 70 053 04-47	handle (cold)	1.00	30
7	09 30 11 059 90	disc	1.00	2
3	90 90 03 133 00 90	top	1.00	2
5	04 17 11 023 10 90	distributor	1.00	2
2	04 17 11 058 33 90	side panel	1.00	2
8	09 23 10 012 90	nut	1.00	2