



CL.1 Deck valve counter-clockwise closing hot - Chrome





CL.1

20 004 706 Product version from 3/9/2015



- 1-1/4" hole diameter
- Flange 2-3/8" x 1-7/8"
- with marking for hot

(ADA)

	Chrome	20 004 706-00
	Brushed Platinum	20 004 706-06
	Dark Chrome	20 004 706-19
	Brushed Champagne (22kt Gold)	20 004 706-46
	Champagne (22kt Gold)	20 004 706-47
	Brushed Dark Platinum	20 004 706-99

mm [inches]



### Flow rate chart



### Codes & Standards

ADA	ASME A112.18.1	cUPC	DIN 4109
ISO 3822	NSF372	NSF61	Scottish Water Byelaws
UK Water Supply Regulations	Ü-Zeichen		



CL.1 Deck valve counter-clockwise closing hot - Chrome

CL.1

20 004 706 Product version from 3/9/2015

Certificates and sustainability

IAPMO_N-4	LGA_28	IAPMO_4976	IAPMO_6	WRAS_240202
-----------	--------	------------	---------	-------------

## CL.1 Deck valve counter-clockwise closing hot - Chrome

CL.1

20 004 706 Product version from 3/9/2015

Parts for other  
finishes can be found  
here: Brushed  
Platinum



### Spare parts list

Number	Item Number	Designation	Number of units	Lead time
1	90 20 70 051 07-00	handle ( hot )	1.00	10
5	04 17 11 023 10 90	distributor	1.00	2
4	04 23 10 032 78 90	fixing set	1.00	2
8	09 23 10 012 90	nut	1.00	2
7	09 30 11 059 90	disc	1.00	2
2	04 17 11 058 52 90	side panel	1.00	2
3	90 90 03 152 00 90	top	1.00	2
6	90 23 30 040 00-00	threaded connector	1.00	10