



CL.1 Deck valve counter-clockwise closing hot - Dark Chrome







CL.1

20 004 706 Product version from 3/9/2015



- 1-1/4" hole diameter
- Flange 2-3/8" x 1-7/8"
- with marking for hot

(ADA)

	Dark Chrome	20 004 706-19
	Chrome	20 004 706-00
	Brushed Platinum	20 004 706-06
	Brushed Champagne (22kt Gold)	20 004 706-46
	Champagne (22kt Gold)	20 004 706-47
	Brushed Dark Platinum	20 004 706-99

mm [inches]



Flow rate chart



Codes & Standards

ADA	ASME A112.18.1	cUPC	DIN 4109
ISO 3822	NSF372	NSF61	Scottish Water Byelaws
UK Water Supply Regulations	Ü-Zeichen		



CL.1 Deck valve counter-clockwise closing hot - Dark Chrome

CL.1

20 004 706 Product version from 3/9/2015

Certificates and sustainability

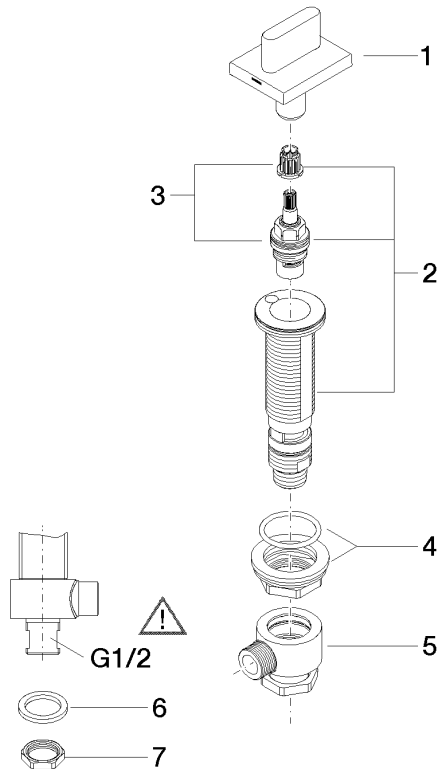
IAPMO_N-4	LGA_28	IAPMO_4976	IAPMO_6	WRAS_240202
-----------	--------	------------	---------	-------------

CL.1 Deck valve counter-clockwise closing hot - Dark Chrome

CL.1

20 004 706 Product version from 3/9/2015

Parts for other
finishes can be found
here: [Chrome](#)



Spare parts list

Number	Item Number	Designation	Number of units	Lead time
5	04 17 11 023 10 90	distributor	1.00	2
4	04 23 10 032 78 90	fixing set	1.00	2
7	09 30 11 059 90	disc	1.00	2
3	90 90 03 152 00 90	top	1.00	2
8	09 23 10 012 90	nut	1.00	2
1	90 20 70 051 07-19	handle (hot)	1.00	20
2	04 17 11 058 52 90	side panel	1.00	2
6	90 23 30 040 00-19	threaded connector	1.00	-

Spare part can no longer be ordered, please order the replacement item