



Deck valve counter-clockwise closing cold - Champagne (22kt Gold)






SERIES SPECIFIC

20 004 716    Product version from 6/1/2015



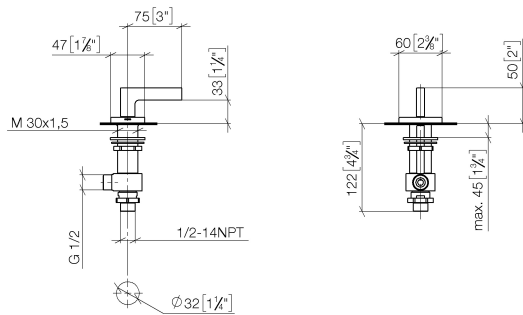
- 1-1/4" hole diameter
- Flange 2-3/8" x 1-7/8"
- with marking for cold

(ADA)

	Champagne (22kt Gold)	20 004 716-47
	Chrome	20 004 716-00
	Brushed Platinum	20 004 716-06
	Brushed Champagne (22kt Gold)	20 004 716-46
	Brushed Dark Platinum	20 004 716-99

20 004 716 Product version from 6/1/2015

mm [inches]



### Flow rate chart



### Codes & Standards

ADA

DIN 4109

ISO 3822

NSF372

NSF61

Ü-Zeichen



Deck valve counter-clockwise closing cold - Champagne (22kt Gold)

SERIES SPECIFIC

20 004 716    Product version from 6/1/2015

Certificates and sustainability

IAPMO_N-4	LGA_28	IAPMO_6
-----------	--------	---------

20 004 716 Product version from 6/1/2015

Parts for other  
finishes can be found  
here: [Chrome](#)



## Spare parts list

Number	Item Number	Designation	Number of units	Lead time
1	90 20 70 057 03-47	handle ( cold )	1.00	30
5	04 17 11 023 10 90	distributor	1.00	2
3	90 90 03 152 00 90	top	1.00	2
6	09 30 11 059 90	disc	1.00	2
4	04 23 10 032 78 90	fixing set	1.00	2
2	04 17 11 058 52 90	side panel	1.00	2
7	09 23 10 012 90	nut	1.00	2