

MEM Deck valve clockwise-closing cold - Brushed Platinum








MEM

20 005 782    Product version from 9/1/2022

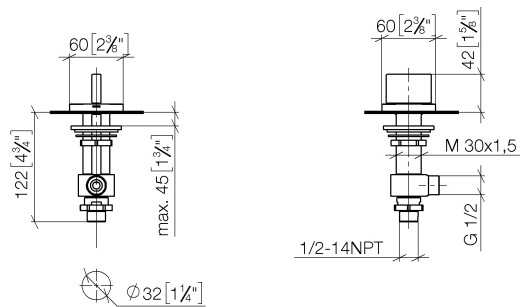


- With linear structure
- 1-1/4" hole diameter
- Flange 2-3/8" x 2-3/8"
- with marking for cold

(ADA)

	Brushed Platinum	20 005 782-06
	Chrome	20 005 782-00
	Platinum	20 005 782-08
	Brushed Durabronze (23kt Gold)	20 005 782-28
	Brushed Champagne (22kt Gold)	20 005 782-46
	Champagne (22kt Gold)	20 005 782-47
	Brushed Dark Platinum	20 005 782-99

mm [inches]



### Flow rate chart



### Codes & Standards

ADA	ASME A112.18.1	cUPC	DIN 4109
ISO 3822	Scottish Water Byelaws	UK Water Supply Regulations	Ü-Zeichen



MEM Deck valve clockwise-closing cold - Brushed Platinum

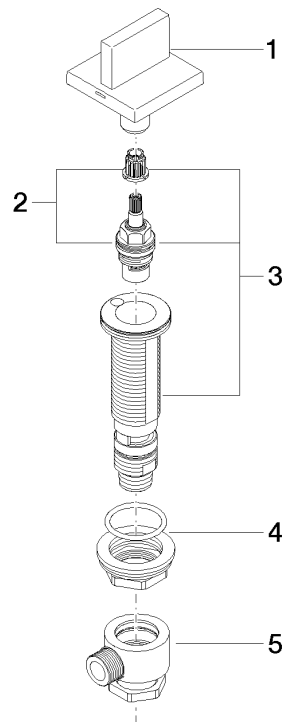
MEM

20 005 782 Product version from 9/1/2022

Certificates and sustainability

LGA\_28 IAPMO\_4976 WRAS\_2103

Parts for other  
finishes can be found  
here: [Chrome](#)



## Spare parts list

Number	Item Number	Designation	Number of units	Lead time
5	04 17 11 023 10 90	distributor	1.00	2
2	90 90 03 133 00 90	top	1.00	2
4	04 23 10 032 78 90	fixing set	1.00	2
3	04 17 11 058 33 90	side panel	1.00	2
1	90 20 78 011 00-06	handle ( cold )	1.00	10