



CL.1 Deck valve counter-clockwise closing hot - Brushed Champagne (22kt Gold)

CL.1

20 006 706 Product version from 3/9/2015



- CASCADE structure
- 1-1/4" hole diameter
- Flange 2-3/8" x 1-7/8"
- with marking for hot

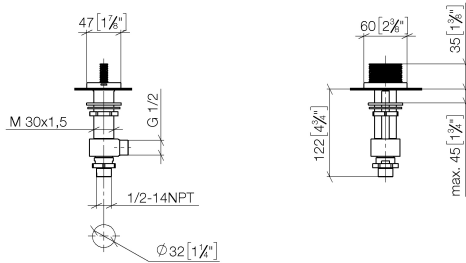
(ADA)

	Brushed Champagne (22kt Gold)	20 006 706-46
	Chrome	20 006 706-00
	Brushed Platinum	20 006 706-06
	Dark Chrome	20 006 706-19
	Champagne (22kt Gold)	20 006 706-47
	Brushed Dark Platinum	20 006 706-99

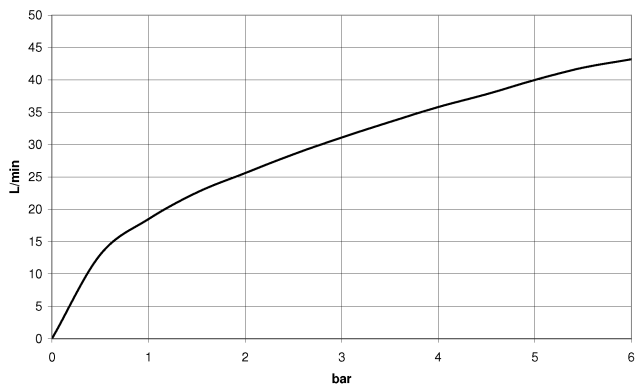
CL.1 Deck valve counter-clockwise closing hot - Brushed Champagne (22kt Gold)

CL.1

20 006 706 Product version from 3/9/2015
mm [inches]



Flow rate chart



Codes & Standards

ADA	ASME A112.18.1	cUPC	DIN 4109
ISO 3822	NSF372	NSF61	Scottish Water Byelaws
UK Water Supply Regulations	Ü-Zeichen		



CL.1 Deck valve counter-clockwise closing hot - Brushed Champagne (22kt Gold)

CL.1

20 006 706 Product version from 3/9/2015

Certificates and sustainability

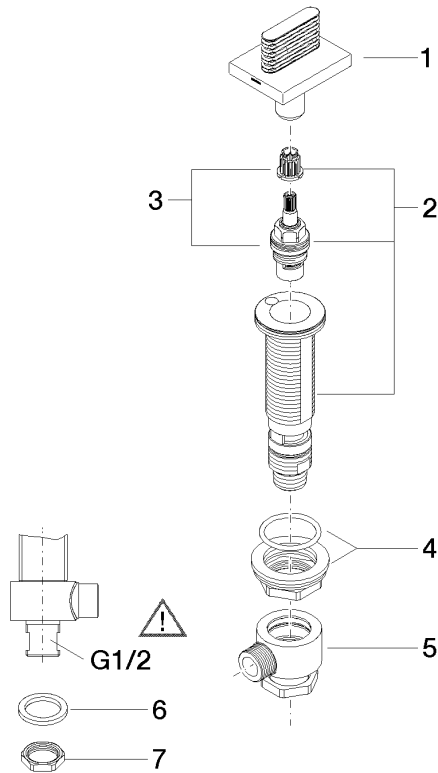
IAPMO_N-4	LGA_28	IAPMO_4976	IAPMO_6	WRAS_240202
-----------	--------	------------	---------	-------------

CL.1 Deck valve counter-clockwise closing hot - Brushed Champagne (22kt Gold)

CL.1

20 006 706 Product version from 3/9/2015

Parts for other
finishes can be found
here: [Chrome](#)



Spare parts list

Number	Item Number	Designation	Number of units	Lead time
3	90 90 03 152 00 90	top	1.00	2
4	04 23 10 032 78 90	fixing set	1.00	2
8	09 23 10 012 90	nut	1.00	2
1	90 20 70 053 07-46	handle (hot)	1.00	30
7	09 30 11 059 90	disc	1.00	2
5	04 17 11 023 10 90	distributor	1.00	2
6	90 23 30 040 00-46	threaded connector	1.00	-
Spare part can no longer be ordered, please order the replacement item				
2	04 17 11 058 52 90	side panel	1.00	2