







**MADISON Three-hole lavatory mixer with drain - Chrome**

MADISON

20 700 370 Product version from 7/31/2009



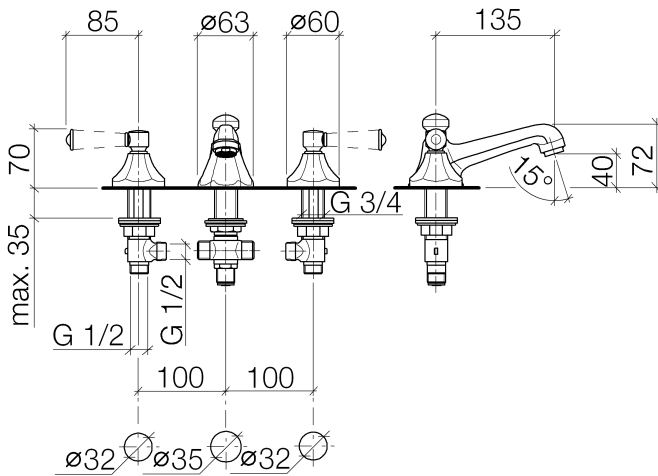
- 5-3/8" Projection
- US drain with overflow
- Rigid spout
- Round aerated stream
- Total height 2-7/8"
- Height to aerator/spout outlet 1-5/8"
- Valve hole diameter 1-1/4"
- Spout hole diameter 1-3/8"
- Without flange
- 2x 1/2" x 1/2" flex lines
- Water flow rate limited to max. 1.2 gpm
- lead-free
- This product can help a building meet the requirements of Green Building Rating Systems, e.g. LEED®, BREEAM®, DGNB

	Chrome	20 700 370-00 0010
	Brushed Platinum	20 700 370-06 0010
	Platinum	20 700 370-08 0010
	Durabrand (23kt Gold)	20 700 370-09 0010
	Brushed Durabrand (23kt Gold)	20 700 370-28 0010
	Brushed Dark Platinum	20 700 370-99 0010

### MADISON Three-hole lavatory mixer with drain - Chrome

MADISON

20 700 370 Product version from 7/31/2009



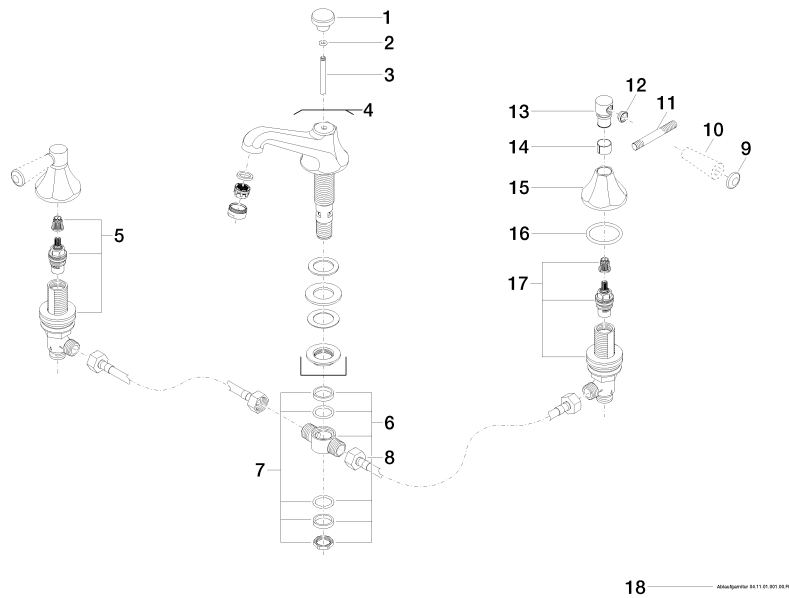
## Codes & Standards

ADA	ASME A112.18.1	California Energy Commission (CEC)	cUPC
NSF372	NSF61		

## Certificates and sustainability

IAPMO\_N-4      IAPMO\_4976      IAPMO\_6

Parts for other  
finishes can be found  
here: Brushed  
Platinum



## Spare parts list

Number	Item Number	Designation	Number of units	Lead time
11	09 28 22 013 90	pipe	2.00	2
9	09 30 30 062-00	screw	2.00	10
15	09 27 37 014-00	rosette	2.00	10
3	09 31 09 004-00	pull-rod	1.00	10
12	09 20 37 001-00	handle	2.00	10
1	09 20 36 030-00	handle	1.00	10
7	90 23 10 012 00 90	gasket kit	1.00	2
13	09 20 82 000-00	handle	2.00	10
17	90 17 11 040 50 90	side panel	1.00	2
10	11 170 370-00	MADISON Lever insert - Chrome	2.00	10
4	13 700 380-00 0010	spout	1.00	10
8	04 30 04 096 00 90	hose	2.00	2
5	90 17 11 040 51 90	side panel	1.00	2
2	90 14 10 062 00 90	seal	1.00	2
16	90 14 10 043 00 90	seal	2.00	2
18	90 11 01 001 00-00	pop-up waste	1.00	10
14	90 18 40 041 00 90	sleeve	2.00	2
6	90 17 11 020 10 90	distributor	1.00	2