



MEM Three-hole lavatory mixer with drain - Brushed Durabross (23kt Gold)

MEM









20 713 782 Product version from 3/10/2014



- 6-1/2" Projection
- US drain with overflow
- Rigid spout
- Rectangular aerated stream
- Total height 10-7/8"
- Height to aerator/spout outlet 6-3/4"
- Spout hole diameter 1-3/8"
- Valve hole diameter 1-1/4"
- Flange 2-3/8" x 2-3/8"
- 2x 3/8" flexible supply lines
- Water flow rate limited to max. 1.2 gpm
- lead-free
- This product can help a building meet the requirements of Green Building Rating Systems, e.g. LEED®, BREEAM®, DGNB

(ADA)

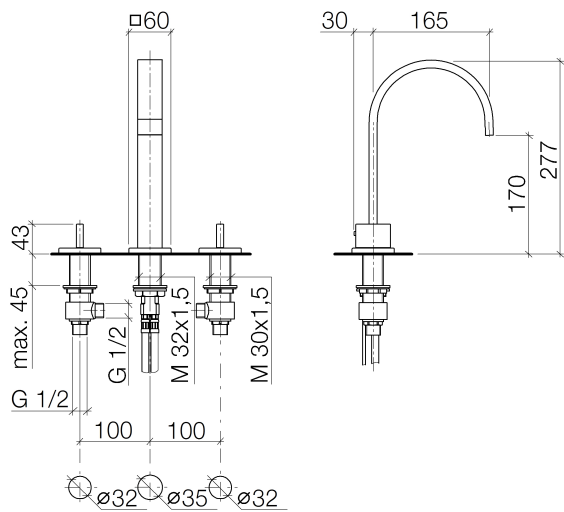
Suitable only for basins with overflow.

	Brushed Durabross (23kt Gold)	20 713 782-28 0010
	Chrome	20 713 782-00 0010
	Brushed Platinum	20 713 782-06 0010
	Platinum	20 713 782-08 0010
	Dark Chrome	20 713 782-19 0010
	Brushed Champagne (22kt Gold)	20 713 782-46 0010
	Champagne (22kt Gold)	20 713 782-47 0010
	Brushed Dark Platinum	20 713 782-99 0010

MEM Three-hole lavatory mixer with drain - Brushed Durabron (23kt Gold)

MEM

20 713 782 Product version from 3/10/2014



Codes & Standards

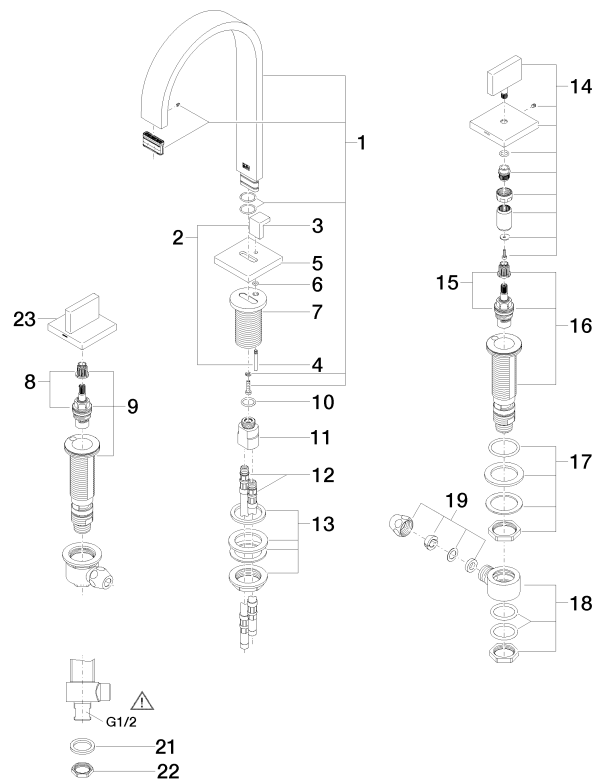
ADA	California Energy Commission (CEC)	NSF372	NSF61
-----	--	--------	-------

Certificates and sustainability

IAPMO_N-4	IAPMO_6
-----------	---------

20 713 782 Product version from 3/10/2014

Parts for other
finishes can be found
here: [Chrome](#)



20 Abbildungscode 94.11.01.002.00-0



MEM Three-hole lavatory mixer with drain - Brushed Durabross (23kt Gold)

MEM

20 713 782 Product version from 3/10/2014

Spare parts list

Number	Item Number	Designation	Number of units	Lead time
1	90 28 22 158 01-28	spout	1.00	20
10	09 14 10 130 90	seal	1.00	2
7	09 11 10 054 10 90	connection	1.00	2
3	09 20 78 030-28	handle	1.00	20
6	09 14 10 166 90	seal	1.00	2
8	90 90 03 152 00 90	top	1.00	2
5	09 27 78 032-28	rosette	1.00	20
2	04 20 78 030 80-28	pull-rod	1.00	20
9	04 17 11 058 52 90	side panel	1.00	2
4	09 31 09 080-28	pull-rod	1.00	20
19	90 23 30 040 00-28	threaded connector	2.00	20
12	04 30 04 016 00 90	hose	2.00	60
21	09 30 11 059 90	disc	2.00	2
22	09 23 10 012 90	nut	2.00	2
18	04 17 11 023 10 90	distributor	2.00	2
16	04 17 11 058 53 90	side panel	1.00	2
15	90 90 03 153 00 90	top	1.00	2
11	09 11 10 055 10 90	connection	1.00	2
20	90 11 01 023 00-28	pop-up waste	1.00	20
23	90 20 78 002 05-28	handle (hot)	1.00	20
14	90 20 78 002 04-28	handle (cold)	1.00	20
17	04 23 10 032 78 90	fixing set	2.00	2
13	04 23 10 009 01 90	fixing set	1.00	2