



MEM Three-hole lavatory mixer with drain - Brushed Champagne (22kt Gold)

MEM








20 715 782 Product version from 3/10/2014



- 7-7/8" Projection
- Rigid spout
- US drain with overflow
- Rectangular aerated stream
- Total height 12-5/8"
- Height to aerator/spout outlet 7-5/8"
- Spout hole diameter 1-3/8"
- Valve hole diameter 1-1/4"
- Flange 2-3/8" x 2-3/8"
- 2x 3/8" flexible supply lines
- Water flow rate limited to max. 1.2 gpm
- lead-free
- This product can help a building meet the requirements of Green Building Rating Systems, e.g. LEED®, BREEAM®, DGNB

(ADA)

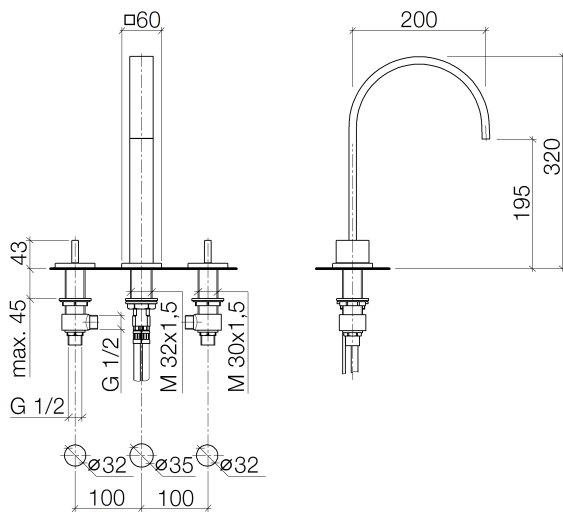
Suitable only for basins with overflow.

| | | |
|-----------------------------------------------------------------------------------|--------------------------------|--------------------|
|  | Brushed Champagne (22kt Gold) | 20 715 782-46 0010 |
|  | Chrome | 20 715 782-00 0010 |
|  | Brushed Platinum | 20 715 782-06 0010 |
|  | Platinum | 20 715 782-08 0010 |
|  | Dark Chrome | 20 715 782-19 0010 |
|  | Brushed Durabronze (23kt Gold) | 20 715 782-28 0010 |
|  | Champagne (22kt Gold) | 20 715 782-47 0010 |
|  | Brushed Dark Platinum | 20 715 782-99 0010 |

MEM Three-hole lavatory mixer with drain - Brushed Champagne (22kt Gold)

MEM

20 715 782 Product version from 3/10/2014



Codes & Standards

| | | | |
|----------------|----------------|------------------------------------|------------|
| ADA | ASME A112.18.1 | California Energy Commission (CEC) | cUPC |
| EPA WaterSense | NSF372 | NSF61 | WaterSense |

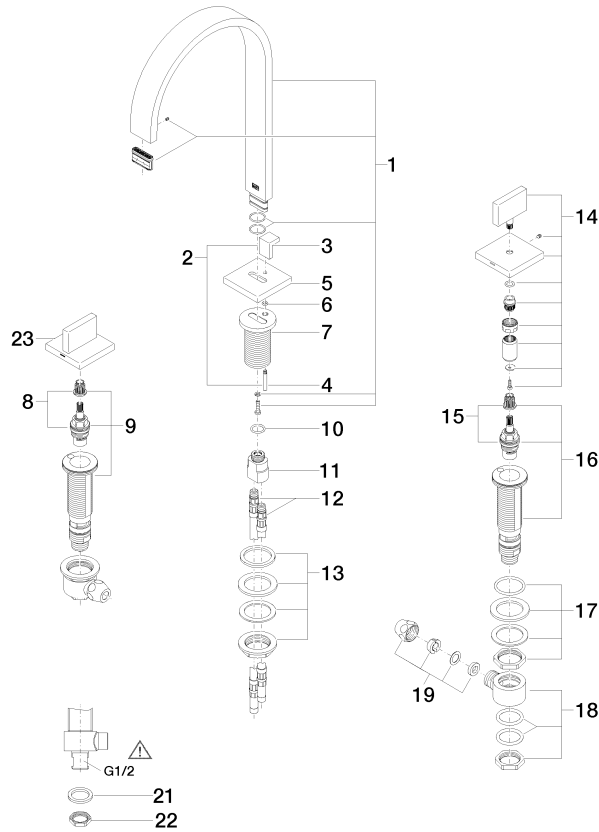


Certificates and sustainability

| | | | |
|------------|-----------|------------|---------|
| IAPMO_8834 | IAPMO_N-4 | IAPMO_4976 | IAPMO_6 |
|------------|-----------|------------|---------|

20 715 782 Product version from 3/10/2014

Parts for other
finishes can be found
here: [Chrome](#)



20 ———— Abbildung 04/11.01.10310 9

MEM Three-hole lavatory mixer with drain - Brushed Champagne (22kt Gold)

MEM

20 715 782 Product version from 3/10/2014

Spare parts list

| Number | Item Number | Designation | Number of units | Lead time |
|------------------------------------------------------------------------|--------------------|--------------------|-----------------|-----------|
| 2 | 04 20 78 030 80-46 | pull-rod | 1.00 | 30 |
| 9 | 04 17 11 058 52 90 | side panel | 1.00 | 2 |
| 5 | 09 27 78 032-46 | rosette | 1.00 | 30 |
| 1 | 90 28 22 155 02-46 | spout | 1.00 | 30 |
| 3 | 09 20 78 030-46 | handle | 1.00 | 30 |
| 4 | 09 31 09 080-46 | pull-rod | 1.00 | 30 |
| 7 | 09 11 10 054 10 90 | connection | 1.00 | 2 |
| 10 | 09 14 10 130 90 | seal | 1.00 | 2 |
| 6 | 09 14 10 166 90 | seal | 1.00 | 2 |
| 8 | 90 90 03 152 00 90 | top | 1.00 | 2 |
| 21 | 09 30 11 059 90 | disc | 2.00 | 2 |
| 17 | 04 23 10 032 78 90 | fixing set | 1.00 | 2 |
| 23 | 90 20 78 002 05-46 | handle (hot) | 1.00 | 30 |
| 20 | 90 11 01 023 00-46 | pop-up waste | 1.00 | 30 |
| 12 | 04 30 04 104 00 90 | hose | 1.00 | 2 |
| 16 | 04 17 11 058 53 90 | side panel | 1.00 | 2 |
| 15 | 90 90 03 153 00 90 | top | 1.00 | 2 |
| 22 | 09 23 10 012 90 | nut | 2.00 | 2 |
| 14 | 90 20 78 002 04-46 | handle (cold) | 1.00 | 30 |
| 18 | 04 17 11 023 10 90 | distributor | 1.00 | 2 |
| 11 | 09 11 10 055 10 90 | connection | 1.00 | 2 |
| 19 | 90 23 30 040 00-46 | threaded connector | 1.00 | - |
| Spare part can no longer be ordered, please order the replacement item | | | | |
| 13 | 04 23 10 009 01 90 | fixing set | 1.00 | 2 |