

TARA Tub mixer for wall-mounted installation with hand shower set - Brushed Dark Platinum

TARA

25 133 892 Product version up to 5/27/2021



- Spout: Round aerated stream
- Water flow rate limited to max. 5.8 gpm
- Hand-held shower: COMPACT RAIN, flow rate max. 1.8 gpm (at 3 bar)
- Hand shower set with anti-scale technology
- 9-1/2" Projection
- Tub / shower diverter
- Flanges Ø 2-1/2"
- Wall bracket with flange Ø 2"
- 1/2" connection
- Center to center 5-7/8" ± 5/8"
- Metal shower hose 49-1/4" with anti-twist device

NOTE: Local building codes may require the use of an anti-scald device. Please refer to remote pressure balance valve (35 914 970 90) Internal backflow preventer.

Combination with risers possible on request (special production).

NOTE: Local building codes may require the use of an anti-scald device. Please refer to remote pressure balance valve (35 914 970 90)

Internal backflow preventer.

Combination with risers possible on request (special production).

	Brushed Dark Platinum	25 133 892-99
	Chrome	25 133 892-00
	Brushed Platinum	25 133 892-06
	Platinum	25 133 892-08
	Dark Chrome	25 133 892-19
	Brushed Durabronze (23kt Gold)	25 133 892-28
	Matte Black	25 133 892-33
	Brushed Dark Brass	25 133 892-39
	Brushed Champagne (22kt Gold)	25 133 892-46
	Champagne (22kt Gold)	25 133 892-47
	Brushed Chrome	25 133 892-93

Required article

Rough-in adapter -

- Please order 2 adapters

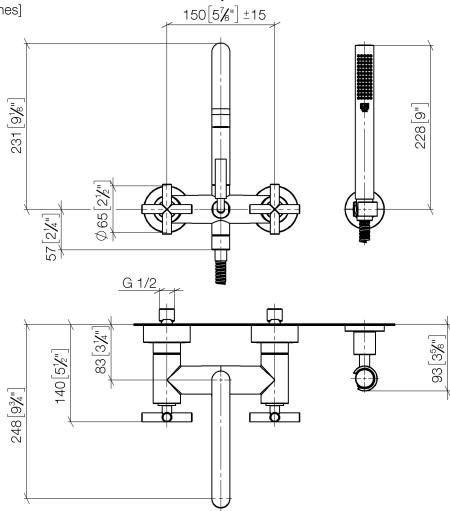
35 080 970-90
0010



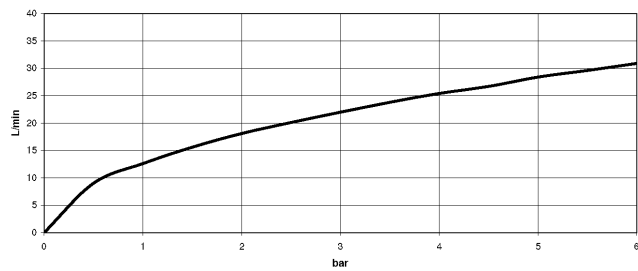
TARA Tub mixer for wall-mounted installation with hand shower set - Brushed Dark Platinum

TARA

25 133 892 Product version up to 5/27/2021
mm [inches]



Flow rate chart



Codes & Standards

DIN 4109

EN 1717

ISO 3822

Scottish Water
Byelaws

UK Water Supply
Regulations

Ü-Zeichen



TARA Tub mixer for wall-mounted installation with hand shower set - Brushed
Dark Platinum

TARA

25 133 892 Product version up to 5/27/2021

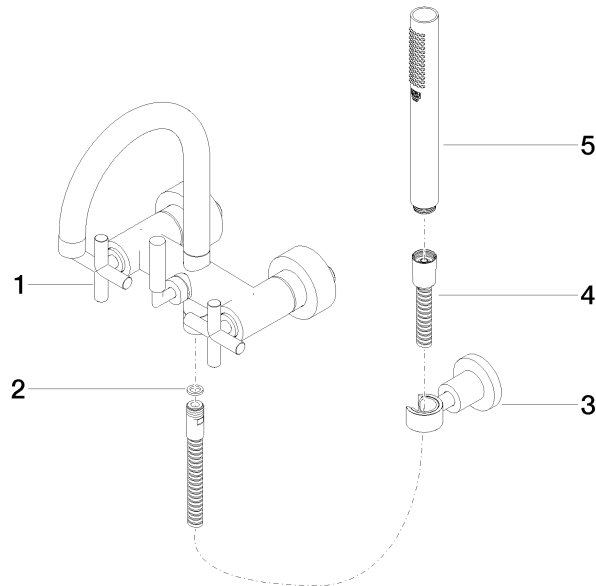
Certificates and sustainability

WRAS_2210	LGA_18	Belgaqua_21-026-2
-----------	--------	-------------------

TARA Tub mixer for wall-mounted installation with hand shower set - Brushed Dark Platinum

TARA

25 133 892 Product version up to 5/27/2021



Spare parts list

Number	Item Number	Designation	Number of units	Lead time
3	28 050 892-99	TARA Wall bracket - Brushed Dark Platinum	1.00	20
4	90 30 02 072 00-99	Metal shower hose 1/2" x 3/8" x 49-1/4" - Brushed Dark Platinum	1.00	20
1	25 100 892-99	TARA Tub mixer for wall-mounted installation - Brushed Dark Platinum	1.00	-
Spare part can no longer be ordered, please order the replacement item				
2	90 14 20 026 00 90	seal	1.00	2
5	90 12 11 140 41-99	shower	1.00	20