













Single-lever tub mixer with stand pipe for freestanding installation with hand shower set - Light gold

25 863 661 Product version from 10/1/2023



- Spout: Round aerated stream
 - Water flow rate limited to max. 5.2 gpm
 - Hand-held shower: COMPACT RAIN, flow rate max. 1.8 gpm (at 3 bar)
 - Baton hand shower with descaling system
 - Swiveling spout 360°
 - 11-1/8" Projection
 - Hand shower bracket
 - Integrated diverter
 - Total height 40-5/8" - 43-3/8"
 - Lower body height 22-1/4" - 25"
 - Height to aerator/spout outlet 35-3/8" - 38-1/8"
 - Flanges Ø 5-3/8"
 - Metal shower hose 49-1/4" with anti-twist device
- NOTE: Local building codes may require the use of an anti-scald device. Please refer to remote pressure balance valve (35 914 970 90) Internal backflow preventer.**

NOTE: Local building codes may require the use of an anti-scald device. Please refer to remote pressure balance valve (35 914 970 90) Internal backflow preventer.

	Light gold	25 863 661-26
	Chrome	25 863 661-00
	Brushed Platinum	25 863 661-06
	Dark Chrome	25 863 661-19
	Brushed Light Gold	25 863 661-27
	Brushed Durabrass (23kt Gold)	25 863 661-28
	Matte Black	25 863 661-33
	Brushed Bronze	25 863 661-42
	Brushed Champagne (22kt Gold)	25 863 661-46
	Champagne (22kt Gold)	25 863 661-47
	Brushed Chrome	25 863 661-93
	Brushed Dark Platinum	25 863 661-99

Required article

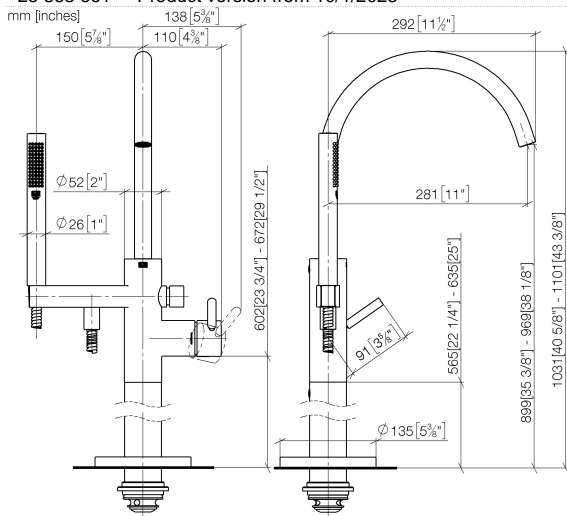
Floor mounting rough set -

35 949 970-90
0010

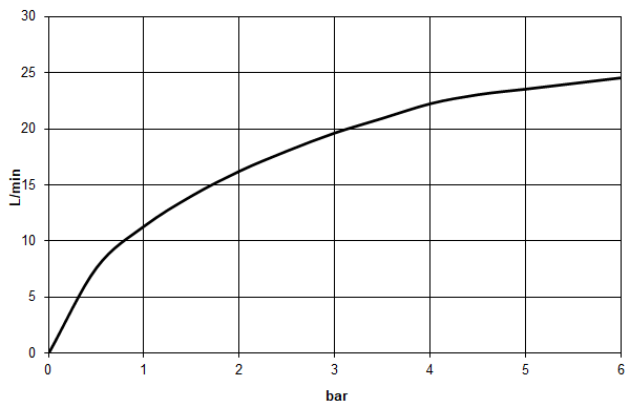


Single-lever tub mixer with stand pipe for freestanding installation with hand shower set - Light gold

25 863 661 Product version from 10/1/2023



Flow rate chart



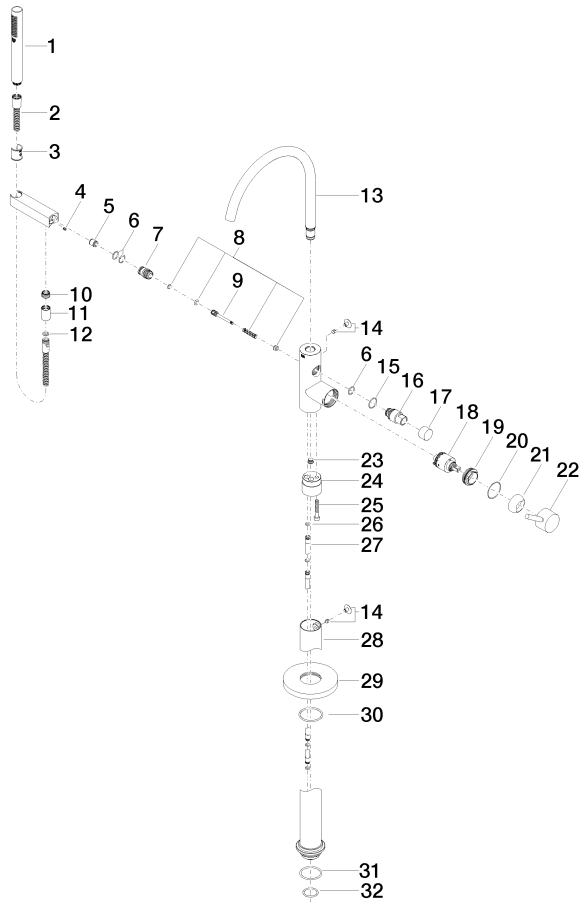
Codes & Standards

ASME
A112.18.1/CSA
B125.1

California Energy
Commission
(CEC)

Single-lever tub mixer with stand pipe for freestanding installation with hand shower set - Light gold

25 863 661 Product version from 10/1/2023



Single-lever tub mixer with stand pipe for freestanding installation with hand shower set - Light gold

25 863 661 Product version from 10/1/2023

Spare parts list

Number	Item Number	Designation	Number of units	Lead time
1	90 12 11 140 41-26	shower	1	30
2	90 30 02 072 00-26	Metal shower hose 1/2" x 3/8" x 49-1/4" - Light gold	1	30
3	09 18 40 118 90	sleeve	1	2
4	09 31 11 058 90	pin	1	2
5	90 23 01 141 00 90	back-flow preventer	1	2
6	90 14 10 010 00 90	seal	3	2
7	09 24 03 153 20-26	nipple	1	-
Spare part can no longer be ordered, please order the replacement item				
8	90 16 02 023 00 90	spring	1	2
9	09 31 09 102 20-26	pull-rod	1	-
Spare part can no longer be ordered, please order the replacement item				
10	09 24 03 069 90	nipple	1	2
11	90 21 02 069 00-26	cover	1	30
12	90 14 20 026 00 90	seal	1	2
13	90 28 22 327 01-26	spout	1	30
14	04 31 20 036 00 90	plug	2	2
15	09 14 10 112 90	seal	1	2
16	09 21 34 081 20-26	nipple	1	60
17	09 20 88 002-26	handle	1	60
18	90 15 05 039 00 90	cartridge	1	2
19	09 24 04 298 90	nut	1	2
20	09 14 10 037 90	seal	1	2
21	09 28 30 036-26	cover	1	60
22	90 20 66 005 00-26	handle	1	30
23	04 31 20 039 11 90	plug	1	2
24	09 24 03 152 20-26	adaptor	1	-
Spare part can no longer be ordered, please order the replacement item				
25	09 30 30 111 90	screw	1	2
26	09 14 10 139 90	seal	2	2
27	04 28 22 025 00 90	connection	2	2
28	04 28 22 030 00-26	pipe	1	60
29	09 27 88 007-26	rosette	1	60
30	90 14 10 129 00 90	seal	1	2
31	09 14 10 084 90	seal	1	2
32	09 14 10 018 90	seal	1	2