








IMO Single-lever tub mixer with stand pipe for freestanding installation with hand shower set - Brushed Platinum

IMO

25 863 671



- 11" Projection
- Spout: Cascade
- Hand-held shower: COMPACT RAIN, flow rate max. 1.8 gpm (at 3 bar)
- Baton hand shower with descaling system
- Hand shower bracket
- Integrated diverter
- Total height 37-1/8" - 39-7/8"
- Lower body height 21-5/8" - 24-3/8"
- Height to aerator/spout outlet 35-1/8" - 37-7/8"
- Metal shower hose 49-1/4" with anti-twist device
- Handshower flow rate max. 1.8 gpm
- Flanges Ø 5-3/8"

| | | |
|---|-----------------------|---------------|
|  | Brushed Platinum | 25 863 671-06 |
|  | Chrome | 25 863 671-00 |
|  | Dark Chrome | 25 863 671-19 |
|  | Brushed Light Gold | 25 863 671-27 |
|  | Matte Black | 25 863 671-33 |
|  | Brushed Chrome | 25 863 671-93 |
|  | Brushed Dark Platinum | 25 863 671-99 |

Required article



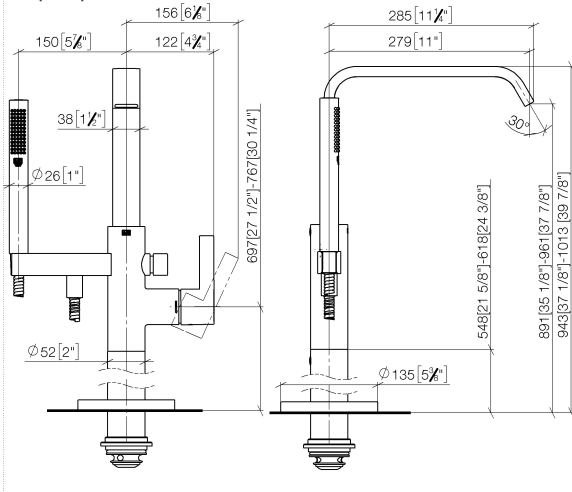
- Floor mounting rough set -** 35 949 970-90
- Min. rough in depth 3-1/8" 0010
 - Max. rough in depth 5-7/8"

IMO Single-lever tub mixer with stand pipe for freestanding installation with hand shower set - Brushed Platinum

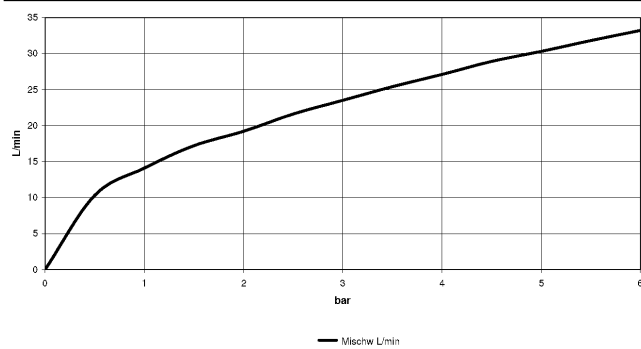
IMO

25 863 671

mm [inches]



Flow rate chart



Codes & Standards

ASME A112.18.1

cUPC

DIN 4109

ISO 3822

Scottish Water
Byelaws

UK Water Supply
Regulations

Ü-Zeichen



IMO Single-lever tub mixer with stand pipe for freestanding installation with
hand shower set - Brushed Platinum

IMO

25 863 671

Certificates and sustainability

LGA_38

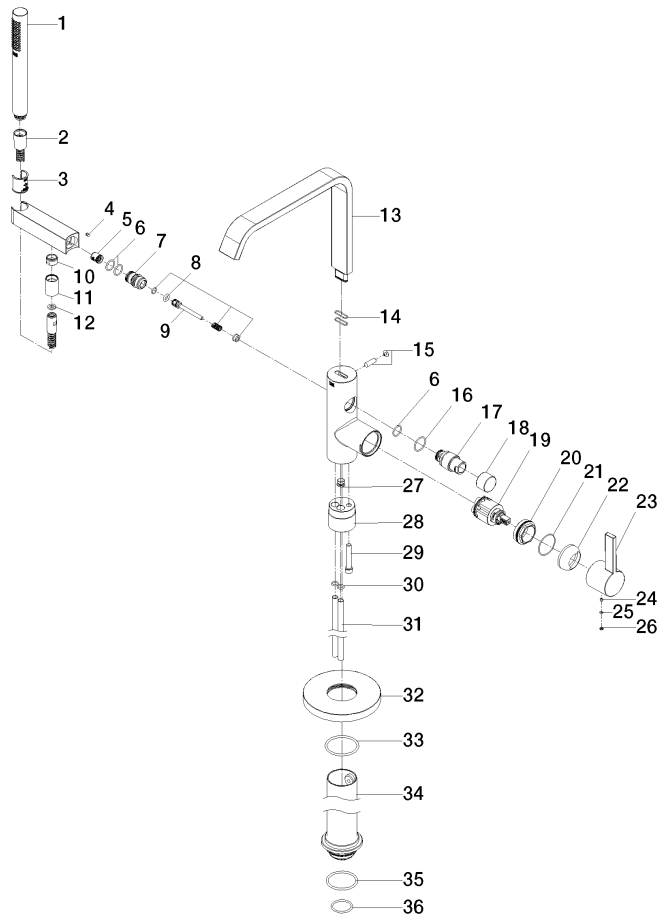
WRAS_250302

IAPMO_4976 (

IMO Single-lever tub mixer with stand pipe for freestanding installation with hand shower set - Brushed Platinum

IMO

25 863 671



IMO Single-lever tub mixer with stand pipe for freestanding installation with hand shower set - Brushed Platinum

IMO

25 863 671

Spare parts list

| Number | Item Number | Designation | Number of units | Lead time |
|--|--------------------|--|-----------------|-----------|
| 27 | 04 31 20 039 11 90 | plug | 1.00 | 2 |
| 29 | 09 30 30 111 90 | screw | 1.00 | 2 |
| 2 | 90 30 02 072 00-06 | Metal shower hose 1/2" x 3/8" x 49-1/4" - Brushed Platinum | 1.00 | 10 |
| 36 | 09 14 10 018 90 | seal | 1.00 | 2 |
| 20 | 09 24 04 298 90 | nut | 1.00 | 2 |
| 3 | 09 18 40 118 90 | sleeve | 1.00 | 2 |
| 18 | 09 20 88 002-06 | handle | 1.00 | 10 |
| 21 | 09 14 10 190 90 | seal | 1.00 | 2 |
| 12 | 09 14 03 066 90 | seal | 1.00 | 2 |
| 24 | 90 31 11 030 00 90 | pin | 1.00 | 2 |
| 35 | 09 14 10 084 90 | seal | 1.00 | 2 |
| 5 | 90 23 01 141 00 90 | back-flow preventer | 1.00 | 2 |
| 10 | 09 24 03 069 90 | nipple | 1.00 | 2 |
| 25 | 09 14 10 133 90 | seal | 1.00 | 2 |
| 8 | 90 16 02 023 00 90 | spring | 1.00 | 2 |
| 33 | 90 14 10 129 00 90 | seal | 1.00 | 2 |
| 13 | 90 28 22 408 00-06 | spout | 1.00 | 10 |
| 1 | 90 12 11 140 41-06 | shower | 1.00 | 10 |
| 34 | 04 28 22 030 00-06 | pipe | 1.00 | 10 |
| 19 | 90 15 05 039 00 90 | cartridge | 1.00 | 2 |
| 15 | 04 31 20 036 00 90 | plug | 1.00 | 2 |
| 30 | 09 14 10 139 90 | seal | 4.00 | 2 |
| 17 | 09 21 34 081 20-06 | nipple | 1.00 | 10 |
| 16 | 09 14 10 112 90 | seal | 1.00 | 2 |
| 7 | 09 24 03 153 20-06 | nipple | 1.00 | 60 |
| 31 | 04 28 22 025 00 90 | connection | 2.00 | 2 |
| 32 | 09 27 88 007-06 | rosette | 1.00 | 10 |
| 26 | 09 31 20 087-06 | plug | 1.00 | 10 |
| 11 | 90 21 02 069 00-06 | cover | 1.00 | 10 |
| 6 | 90 14 10 010 00 90 | seal | 3.00 | 2 |
| 14 | 09 14 10 096 90 | seal | 2.00 | 2 |
| 23 | 09 20 67 014-06 | handle | 1.00 | 10 |
| 22 | 09 28 30 036-06 | cover | 1.00 | 10 |
| 4 | 09 31 11 058 90 | pin | 1.00 | 2 |
| 28 | 09 24 03 152 20-06 | adaptor | 1.00 | - |
| Spare part can no longer be ordered, please order the replacement item | | | | |
| 9 | 09 31 09 102 20-06 | pull-rod | 1.00 | - |
| Spare part can no longer be ordered, please order the replacement item | | | | |