

## CL.1 Single-lever tub mixer with stand pipe for freestanding installation with hand shower set - Chrome

CL.1







25 863 705 Product version from 7/1/2023



- 9-3/8" Projection
- Rectangular aerator with 55 individual streams
- Spout flow rate max. 6.5 gpm
- Hand-held shower: COMPACT RAIN, flow rate max. 1.8 gpm (at 3 bar)
- Baton hand shower with descaling system
- Hand shower bracket
- Integrated diverter
- Total height 36-3/4" - 39-5/8"
- Lower body height 23-1/2" - 26-1/4"
- Height to aerator/spout outlet 33-1/2" - 36-1/4"
- Flange 5-1/8" x 5-1/8"
- Metal shower hose 49-1/4" with anti-twist device

**NOTE: Local building codes may require the use of an anti-scald device. Please refer to remote pressure balance valve (35 914 970 90)**

NOTE: Local building codes may require the use of an anti-scald device. Please refer to remote pressure balance valve (35 914 970 90)

	Chrome	25 863 705-00
	Brushed Platinum	25 863 705-06
	Dark Chrome	25 863 705-19
	Brushed Champagne (22kt Gold)	25 863 705-46
	Champagne (22kt Gold)	25 863 705-47
	Brushed Dark Platinum	25 863 705-99

### Required article



- Floor mounting rough set -**
- Max. rough in depth 5-7/8"
  - Min. rough in depth 3-1/8"

35 949 970-90  
0010

## CL.1 Single-lever tub mixer with stand pipe for freestanding installation with hand shower set - Chrome

CL.1

25 863 705 Product version from 7/1/2023

mm [inches]



Flow rate chart



### Codes & Standards

ASME A112.18.1	California Energy Commission (CEC)	cUPC	DIN 4109
EN 1717	ISO 3822	Ü-Zeichen	



CL.1 Single-lever tub mixer with stand pipe for freestanding installation with hand shower set - Chrome

CL.1

25 863 705    Product version from 7/1/2023

Certificates and sustainability

IAPMO_4976	Belgaqua_19_77	LGA_29	Belgaqua_24-003-2
------------	----------------	--------	-------------------

# CL.1 Single-lever tub mixer with stand pipe for freestanding installation with hand shower set - Chrome

CL.1

25 863 705 Product version from 7/1/2023





## CL.1 Single-lever tub mixer with stand pipe for freestanding installation with hand shower set - Chrome

CL.1

25 863 705 Product version from 7/1/2023

### Spare parts list

Number	Item Number	Designation	Number of units	Lead time
2	90 30 02 072 00-00	Metal shower hose 1/2" x 3/8" x 49-1/4" - Chrome	1.00	10
9	90 16 02 023 00 90	spring	1.00	2
31	04 28 22 024 00-00	pipe	1.00	10
10	09 31 09 094 20-00	pull-rod	1.00	10
29	04 28 22 025 00 90	connection	2.00	2
3	09 18 40 118 90	sleeve	1.00	2
20	09 14 10 148 90	seal	2.00	2
14	09 24 03 069 90	nipple	1.00	2
27	90 31 20 087 00-00	plug	1.00	10
12	09 21 34 080-00	nipple	1.00	10
22	09 24 04 298 90	nut	1.00	2
4	09 31 11 058 90	pin	1.00	2
33	09 14 03 107 90	seal	1.00	2
30	09 20 93 051 90	holder	2.00	2
21	90 15 05 039 00 90	cartridge	1.00	2
35	09 14 10 018 90	seal	1.00	2
34	09 14 10 084 90	seal	1.00	2
28	09 14 10 139 90	seal	2.00	2
5	09 31 11 040 90	pin	3.00	2
17	04 31 20 034 00 90	plug	2.00	2
19	09 20 71 031-00	handle	1.00	10
8	09 24 03 130-00	nipple	1.00	10
23	09 14 10 037 90	seal	1.00	2
32	09 27 71 011-00	rosette	1.00	10
25	09 20 67 014-00	handle	1.00	10
18	90 11 70 008 00-00	spout	1.00	10
24	09 28 30 036-00	cover	1.00	10
16	90 14 20 026 00 90	seal	1.00	2
13	90 14 10 033 00 90	seal	1.00	2
11	90 14 10 055 00 90	seal	1.00	2
7	90 14 10 010 00 90	seal	2.00	2
15	90 21 02 069 00-00	cover	1.00	10
6	90 23 01 141 00 90	back-flow preventer	1.00	2
26	90 31 11 030 00 90	pin	1.00	2
1	90 12 11 140 41-00	shower	1.00	10