

MEM Single-lever tub mixer with stand pipe for freestanding installation with hand shower set - Chrome

25 863 782



- 11-1/8" Projection
- Spout: Cascade
- Water flow rate limited to max. 6.6 gpm
- Hand-held shower: COMPACT RAIN, flow rate max. 1.8 gpm (at 3 bar)
- Baton hand shower with descaling system
- Hand shower bracket
- Integrated diverter
- Total height 44-7/8" - 47-5/8"
- Lower body height 23-1/2" - 26-1/4"
- Height to aerator/spout outlet 38-1/8" - 40-7/8"
- Flange 5-1/8" x 5-1/8"
- Metal shower hose 49-1/4" with anti-twist device

	Chrome	25 863 782-00
	Brushed Platinum	25 863 782-06
	Platinum	25 863 782-08
	Dark Chrome	25 863 782-19
	Brushed Durabronze (23kt Gold)	25 863 782-28
	Brushed Champagne (22kt Gold)	25 863 782-46
	Champagne (22kt Gold)	25 863 782-47
	Brushed Dark Platinum	25 863 782-99

Required article

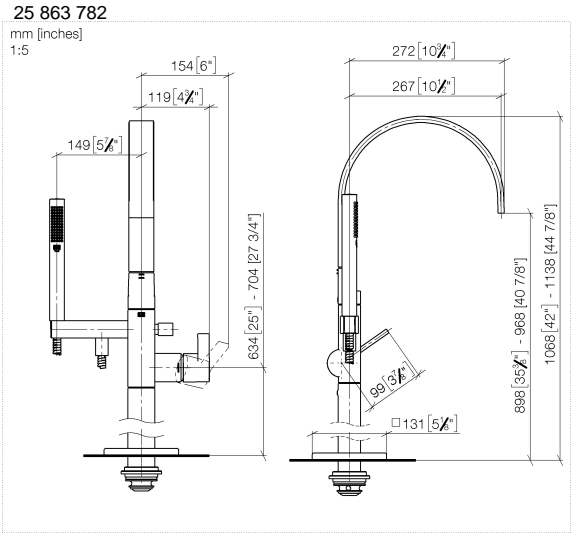


Floor mounting rough set -

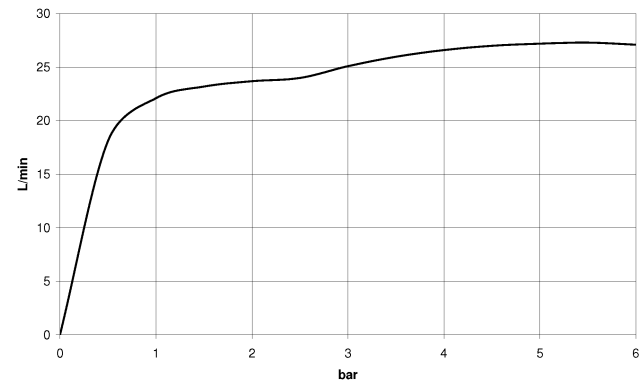
- Max. rough in depth "
- Min. rough in depth "

35 949 970-90
0010

MEM Single-lever tub mixer with stand pipe for freestanding installation with hand shower set - Chrome



Flow rate chart



Codes & Standards

ASME A112.18.1	California Energy Commission (CEC)	cUPC	DIN 4109
ISO 3822	Scottish Water Byelaws	UK Water Supply Regulations	Ü-Zeichen



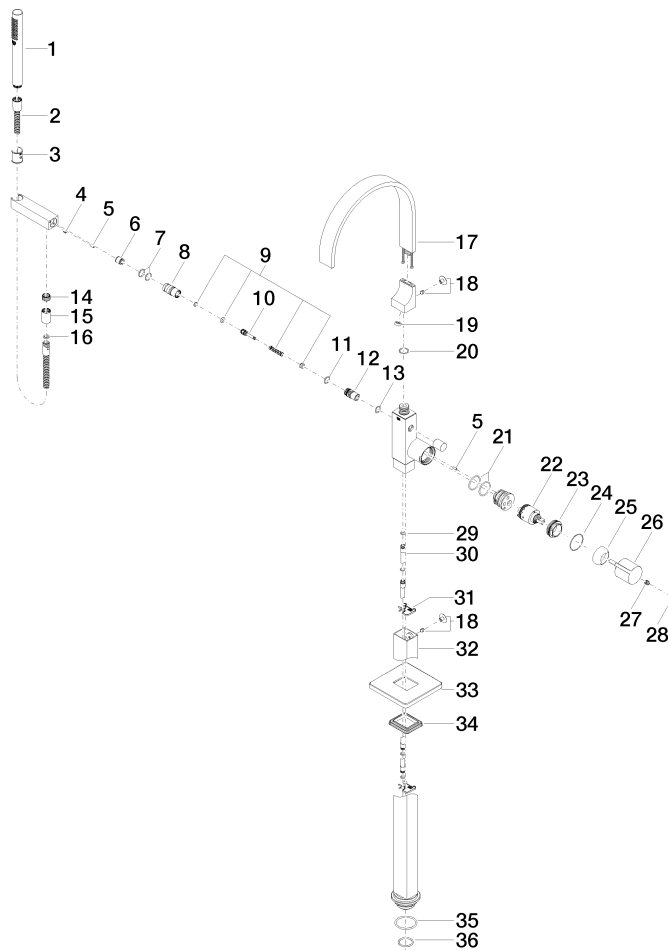
MEM Single-lever tub mixer with stand pipe for freestanding installation with
hand shower set - Chrome

25 863 782
Certificates

IAPMO_4976	LGA_38	WRAS_240502
------------	--------	-------------

MEM Single-lever tub mixer with stand pipe for freestanding installation with hand shower set - Chrome

25 863 782





MEM Single-lever tub mixer with stand pipe for freestanding installation with hand shower set - Chrome

25 863 782

Spare parts list

Number	Item Number	Designation	Number of units	Lead time
1	90 12 11 140 41-00	shower	1	10
2	90 30 02 072 00-00	Metal shower hose 1/2" x 3/8" x 49-1/4" - Chrome	1	10
3	09 18 40 118 90	sleeve	1	2
4	09 31 11 058 90	pin	1	2
5	09 31 11 040 90	pin	3	2
6	90 23 01 141 00 90	back-flow preventer	1	2
7	90 14 10 010 00 90	seal	2	2
8	09 24 03 130-00	nipple	1	10
9	90 16 02 023 00 90	spring	1	2
10	09 31 09 094 20-00	pull-rod	1	10
11	90 14 10 055 00 90	seal	1	2
12	09 21 34 080-00	nipple	1	10
13	90 14 10 033 00 90	seal	1	2
14	09 24 03 069 90	nipple	1	2
15	90 21 02 069 00-00	cover	1	10
16	90 14 20 026 00 90	seal	1	2
17	90 28 22 392 00-00	spout	1	10
18	04 31 20 034 00 90	plug	2	2
19	09 23 01 057 90	flow reducer	1	2
20	09 14 10 031 90	seal	2	2
21	09 14 10 148 90	seal	1	2
22	90 15 05 039 00 90	cartridge	1	2
23	09 24 04 298 90	nut	1	2
24	09 14 10 037 90	seal	1	2
25	09 28 30 036-00	cover	1	10
26	09 20 67 014-00	handle	1	10
27	90 31 11 030 00 90	pin	1	2
28	90 31 20 087 00-00	plug	1	10
29	09 14 10 139 90	seal	4	2
30	04 28 22 025 00 90	connection	2	2
31	09 20 93 051 90	holder	2	2
32	04 28 22 024 00-00	pipe	1	10
33	09 27 71 011-00	rosette	1	10
34	09 14 03 107 90	seal	1	2
35	09 14 10 084 90	seal	1	2
36	09 14 10 018 90	seal	1	2