



VAIA Two-hole tub mixer for freestanding installation with hand shower set -
Dark Chrome

25 943 809










- Spout: Round aerated stream
- Water flow rate limited to max. 6.5 gpm
- Hand-held shower: COMPACT RAIN, flow rate max. 1.8 gpm (at 3 bar)
- Hand shower with descaling system
- 8-3/4" Projection
- Swiveling spout 360°
- Tub / shower diverter
- Total height 36-1/4"
- Riser height 24-3/4"
- Height to aerator/spout outlet 32-1/8"
- Flanges Ø 3-7/8"
- Center to center 5-7/8"
- Metal shower hose 49-1/4" with anti-twist device
- Hand shower to be mounted on right pillar

Internal backflow preventer.

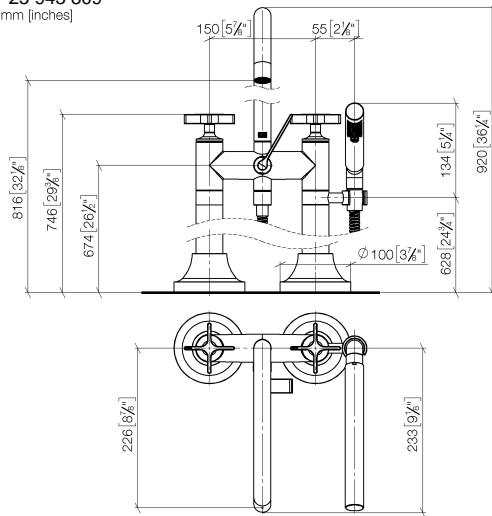
(ADA)

NOTE: Local building codes may require the use of an anti-scald device. Please refer to remote pressure balance valve (35 914 970 90)

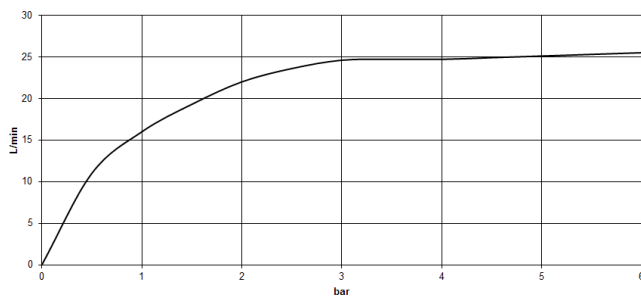
	Dark Chrome	25 943 809-19
	Chrome	25 943 809-00
	Brushed Platinum	25 943 809-06
	Platinum	25 943 809-08
	Brushed Durabronze (23kt Gold)	25 943 809-28
	Brushed Bronze	25 943 809-42
	Brushed Champagne (22kt Gold)	25 943 809-46
	Champagne (22kt Gold)	25 943 809-47
	Brushed Dark Platinum	25 943 809-99

VAIA Two-hole tub mixer for freestanding installation with hand shower set - Dark Chrome

25 943 809
mm [inches]



Flow rate chart



Codes & Standards

ASME A112.18.1	ASME A112.18.1/CSA B125.1	California Energy Commission (CEC)	cUPC
DIN 4109	EN 1717	ISO 3822	Scottish Water Byelaws
UK Water Supply Regulations	Ü-Zeichen		



VAIA Two-hole tub mixer for freestanding installation with hand shower set - Dark Chrome

25 943 809

Certificates

IAPMO_4976

Belgauqa_22_276_2 LGA_29

WRAS_240502

VAIA Two-hole tub mixer for freestanding installation with hand shower set - Dark Chrome

25 943 809

Parts for other
finishes can be found
here: [Chrome](#)

