

MADISON Deck-mounted tub mixer, with hand shower set for deck-mounted tub installation - Chrome

MADISON








27 502 360 Product version from 7/31/2009



- Spout: Round aerated stream
- Spout flow rate max. 6.1 gpm
- Hand-held shower: COMPACT RAIN, flow rate max. 1.8 gpm (at 3 bar)
- Hand shower set with anti-scale technology
- 8-7/8" Projection
- Integrated diverter
- Total height 7-1/4"
- Height to aerator/spout outlet 5-1/2"
- Valve hole diameter 1-1/4"
- Spout hole diameter 1-1/4"
- Hole diameter for hand shower set 1-1/4"
- Hand shower set with flange Ø 2-1/8"
- Valve with flange Ø 2-1/8"
- Metal shower hose 68-7/8" with anti-twist device

Internal backflow preventer.

NOTE: Local building codes may require the use of an anti-scald device. Please refer to remote pressure balance valve (35 914 970 90)

	Chrome	27 502 360-00
	Brushed Platinum	27 502 360-06
	Platinum	27 502 360-08
	Durabrand (23kt Gold)	27 502 360-09
	Brushed Durabrand (23kt Gold)	27 502 360-28
	Brushed Dark Brass	27 502 360-39
	Brushed Dark Platinum	27 502 360-99

MADISON Deck-mounted tub mixer, with hand shower set for deck-mounted tub installation - Chrome

MADISON

27 502 360 Product version from 7/31/2009
mm [inches]



Flow rate chart



Codes & Standards

DIN 4109

EN 1717

ISO 3822

Ü-Zeichen



MADISON Deck-mounted tub mixer, with hand shower set for deck-mounted tub installation - Chrome

MADISON

27 502 360 Product version from 7/31/2009

Certificates and sustainability

LGA_8

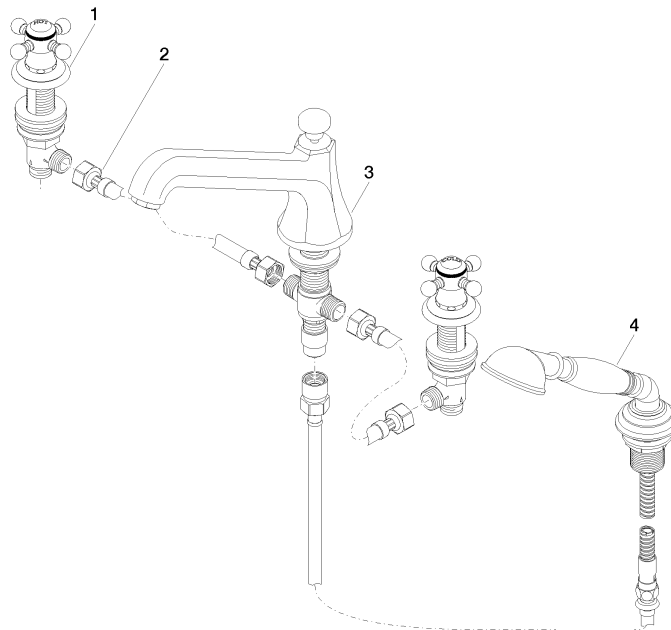
Belgaqua_21-380-2

MADISON Deck-mounted tub mixer, with hand shower set for deck-mounted tub installation - Chrome

MADISON

27 502 360 Product version from 7/31/2009

Parts for other
finishes can be found
here: Brushed
Platinum



Spare parts list

Number	Item Number	Designation	Number of units	Lead time
3	13 502 380-00	spout	1.00	60
4	27 703 360-00	MADISON Hand shower set for deck-mounted tub installation - Chrome	1.00	-
Spare part can no longer be ordered, please order the replacement item				
2	12 502 970 90	Flexible supply line 1/2" x 1/2" x 15-3/4" -	2.00	2
1	20 000 360-00	MADISON Deck valve clockwise-closing hot or cold - Chrome	2.00	-
Spare part can no longer be ordered, please order the replacement item				