



MADISON Deck-mounted tub mixer, with hand shower set for deck-mounted tub installation - Platinum

MADISON


27 502 360 Product version from 7/31/2009



- Spout: Round aerated stream
- Spout flow rate max. 6.1 gpm
- Hand-held shower: COMPACT RAIN, flow rate max. 1.8 gpm (at 3 bar)
- Hand shower set with anti-scale technology
- 8-7/8" Projection
- Integrated diverter
- Total height 7-1/4"
- Height to aerator/spout outlet 5-1/2"
- Valve hole diameter 1-1/4"
- Spout hole diameter 1-1/4"
- Hole diameter for hand shower set 1-1/4"
- Hand shower set with flange Ø 2-1/8"
- Valve with flange Ø 2-1/8"
- Metal shower hose 68-7/8" with anti-twist device

Internal backflow preventer.

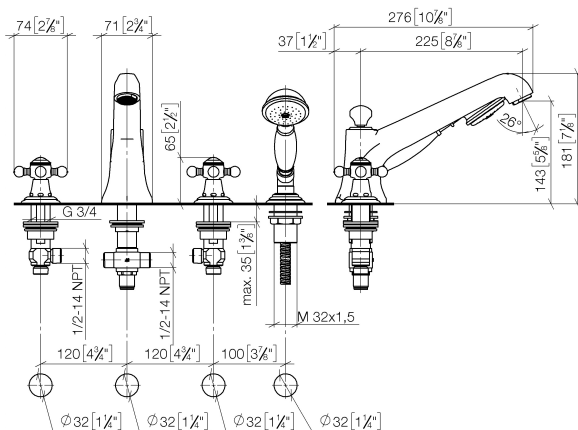
NOTE: Local building codes may require the use of an anti-scald device. Please refer to remote pressure balance valve (35 914 970 90)

	Platinum	27 502 360-08
	Chrome	27 502 360-00
	Brushed Platinum	27 502 360-06
	Durabrand (23kt Gold)	27 502 360-09
	Brushed Durabrand (23kt Gold)	27 502 360-28
	Brushed Dark Platinum	27 502 360-99

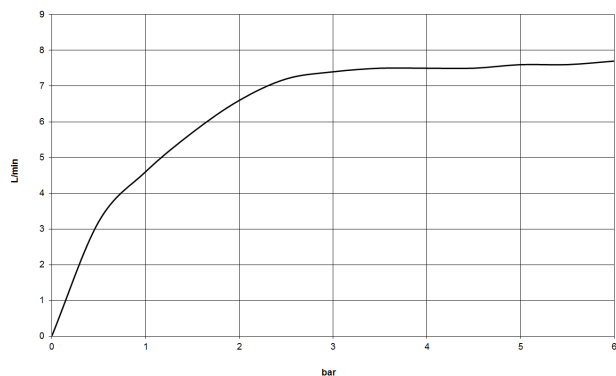
# MADISON Deck-mounted tub mixer, with hand shower set for deck-mounted tub installation - Platinum

MADISON

27 502 360 Product version from 7/31/2009  
mm [inches]



## Flow rate chart



## Codes & Standards

DIN 4109

EN 1717

ISO 3822

Ü-Zeichen



## MADISON Deck-mounted tub mixer, with hand shower set for deck-mounted tub installation - Platinum

---

MADISON

27 502 360 Product version from 7/31/2009

Certificates and sustainability

---

LGA\_8

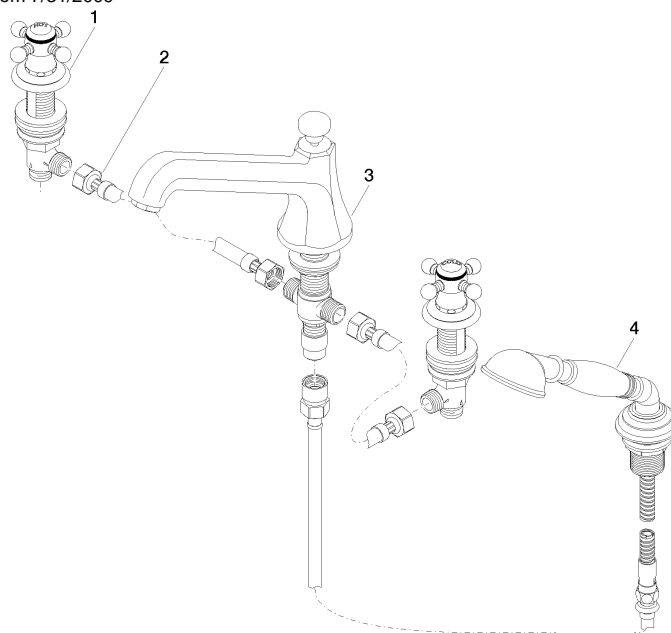
Belgaqua\_21-380-2

## MADISON Deck-mounted tub mixer, with hand shower set for deck-mounted tub installation - Platinum

MADISON

27 502 360 Product version from 7/31/2009

Parts for other  
finishes can be found  
here: [Chrome](#)



### Spare parts list

Number	Item Number	Designation	Number of units	Lead time
3	13 502 380-08	spout	1.00	60
1	20 000 360-08	MADISON Deck valve clockwise-closing hot or cold - Platinum	2.00	-
Spare part can no longer be ordered, please order the replacement item				
2	12 502 970 90	Flexible supply line 1/2" x 1/2" x 15-3/4" -	2.00	2
4	27 703 360-08	MADISON Hand shower set for deck-mounted tub installation - Platinum	1.00	-
Spare part can no longer be ordered, please order the replacement item				