



TARA Deck-mounted tub mixer, with hand shower set for deck-mounted tub installation - Brushed Bronze

TARA

27 512 882 Product version from 4/1/2024



- Spout: Round aerated stream
- Water flow rate limited to max. 6.2 gpm
- Hand-held shower: COMPACT RAIN, flow rate max. 1.8 gpm (at 3 bar)
- Hand shower set with anti-scale technology
- 8-5/8" Projection
- Descaling system
- Integrated diverter
- Total height 11-3/8"
- Height to aerator/spout outlet 5-3/8"
- Valve hole diameter 1-1/4"
- Spout hole diameter 1-1/4"
- Hole diameter for hand shower set 1-1/4"
- 2-1/8" diameter flange for spout
- Hand shower set with flange Ø 2"
- Valve with flange Ø 2-1/8"
- Metal shower hose 68-7/8" with anti-twist device

(ADA)

NOTE: Local building codes may require the use of an anti-scald device. Please refer to remote pressure balance valve (35 914 970 90)

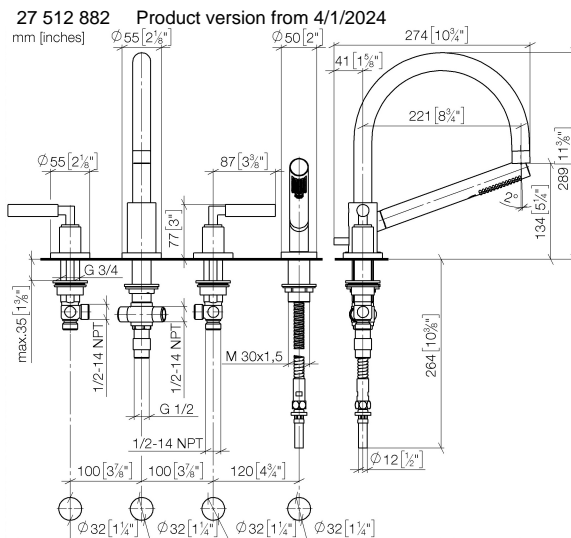
Spout projections 10-1/4" or 11-7/8" on request (X-TRA SERVICE).

Internal backflow preventer.

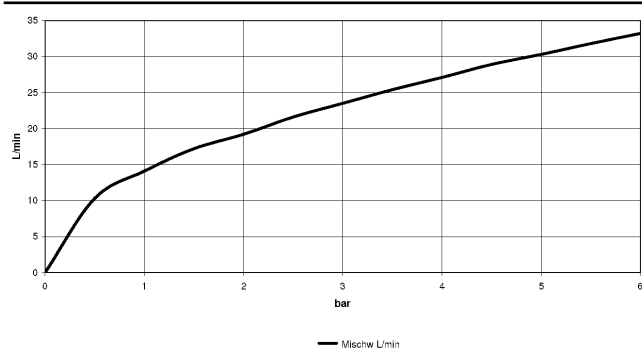
| | | |
|-------------------------------------------------------------------------------------|-------------------------------|---------------|
|  | Brushed Bronze | 27 512 882-42 |
|  | Chrome | 27 512 882-00 |
|  | Brushed Platinum | 27 512 882-06 |
|  | Platinum | 27 512 882-08 |
|  | Dark Chrome | 27 512 882-19 |
|  | Brushed Durabrass (23kt Gold) | 27 512 882-28 |
|  | Matte Black | 27 512 882-33 |
|  | Brushed Dark Brass | 27 512 882-39 |
|  | Brushed Champagne (22kt Gold) | 27 512 882-46 |
|  | Champagne (22kt Gold) | 27 512 882-47 |
|  | Brushed Chrome | 27 512 882-93 |
|  | Brushed Dark Platinum | 27 512 882-99 |

TARA Deck-mounted tub mixer, with hand shower set for deck-mounted tub installation - Brushed Bronze

TARA



Flow rate chart



Codes & Standards

ADA

ASME A112.18.1

cUPC

DIN 4109

ISO 3822

Ü-Zeichen



TARA Deck-mounted tub mixer, with hand shower set for deck-mounted tub
installation - Brushed Bronze

TARA

27 512 882 Product version from 4/1/2024

Certificates and sustainability

IAPMO_4976

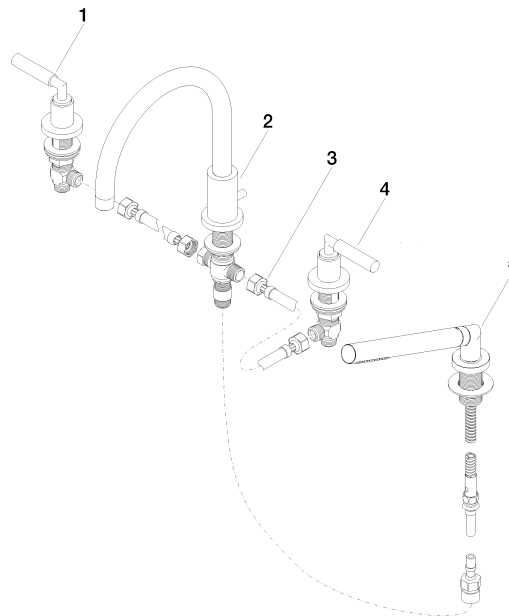
LGA_18

TARA Deck-mounted tub mixer, with hand shower set for deck-mounted tub installation - Brushed Bronze

TARA

27 512 882 Product version from 4/1/2024

Parts for other
finishes can be found
here: [Chrome](#)



Spare parts list

| Number | Item Number | Designation | Number of units | Lead time |
|------------------------------------------------------------------------|---------------|-----------------------------------------------------------------------|-----------------|-----------|
| 1 | 20 000 882-42 | side panel | 1.00 | - |
| Spare part can no longer be ordered, please order the replacement item | | | | |
| 3 | 12 502 970 90 | Flexible supply line 1/2" x 1/2" x 15-3/4" - | 2.00 | 2 |
| 5 | 27 702 979-42 | Hand shower set for deck-mounted tub installation - Brushed Bronze | 1.00 | 30 |
| 4 | 20 000 883-42 | side panel | 1.00 | - |
| Spare part can no longer be ordered, please order the replacement item | | | | |
| 2 | 13 512 892-42 | spout | 1.00 | 60 |