



TARA Deck-mounted tub mixer, with hand shower set for deck-mounted tub installation - Brushed Champagne (22kt Gold)

27 512 882 Product version from 4/1/2024



- Spout: Round aerated stream
- Water flow rate limited to max. 6.2 gpm
- Hand-held shower: COMPACT RAIN, flow rate max. 1.8 gpm (at 3 bar)
- Hand shower set with anti-scale technology
- 8-5/8" Projection
- Descaling system
- Integrated diverter
- Total height 11-3/8"
- Height to aerator/spout outlet 5-3/8"
- Valve hole diameter 1-1/4"
- Spout hole diameter 1-1/4"
- Hole diameter for hand shower set 1-1/4"
- 2-1/8" diameter flange for spout
- Hand shower set with flange Ø 2"
- Valve with flange Ø 2-1/8"
- Metal shower hose 68-7/8" with anti-twist device

(ADA)

NOTE: Local building codes may require the use of an anti-scald device. Please refer to remote pressure balance valve (35 914 970 90)

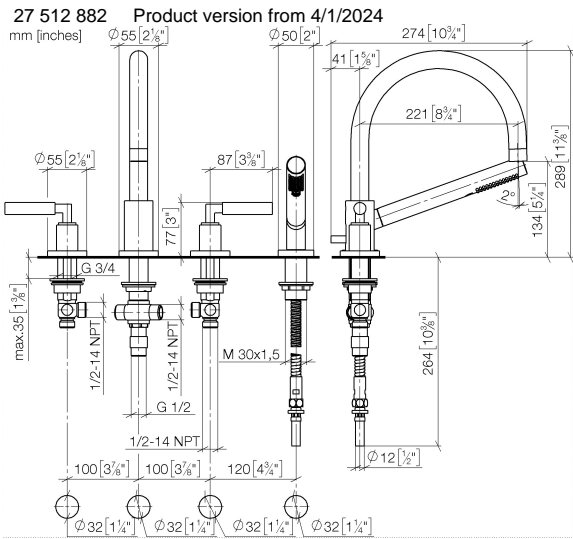
Spout projections 10-1/4" or 11-7/8" on request (X-TRA SERVICE).

Internal backflow preventer.

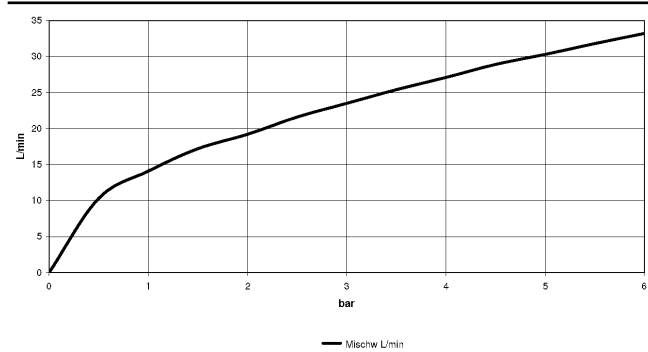
	Brushed Champagne (22kt Gold)	27 512 882-46
	Chrome	27 512 882-00
	Brushed Platinum	27 512 882-06
	Platinum	27 512 882-08
	Dark Chrome	27 512 882-19
	Brushed Durabronze (23kt Gold)	27 512 882-28
	Matte Black	27 512 882-33
	Brushed Bronze	27 512 882-42
	Champagne (22kt Gold)	27 512 882-47
	Brushed Chrome	27 512 882-93
	Brushed Dark Platinum	27 512 882-99



TARA Deck-mounted tub mixer, with hand shower set for deck-mounted tub installation - Brushed Champagne (22kt Gold)



Flow rate chart



Codes & Standards

ASME A112.18.1	ASME A112.18.1/CSA B125.1	cUPC	DIN 4109
ISO 3822	Ü-Zeichen		



TARA Deck-mounted tub mixer, with hand shower set for deck-mounted tub
installation - Brushed Champagne (22kt Gold)

27 512 882 Product version from 4/1/2024

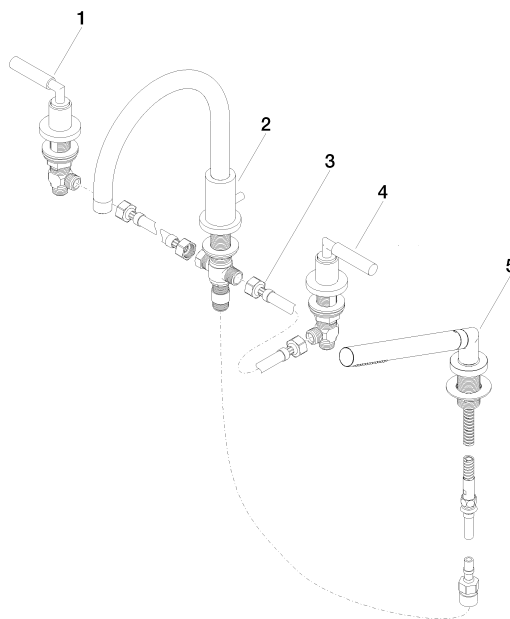
Certificates

IAPMO_4976 LGA_18

TARA Deck-mounted tub mixer, with hand shower set for deck-mounted tub installation - Brushed Champagne (22kt Gold)

27 512 882 Product version from 4/1/2024

Parts for other
finishes can be found
here: [Chrome](#)



Spare parts list

Number	Item Number	Designation	Number of units	Lead time
1	20 000 882-46	side panel	1	-
Spare part can no longer be ordered, please order the replacement item				
2	13 512 892-46	spout	1	-
Spare part can no longer be ordered, please order the replacement item				
3	12 502 970 90	Flexible supply line 1/2" x 1/2" x 15-3/4" -	2	2
4	20 000 883-46	side panel	1	-
Spare part can no longer be ordered, please order the replacement item				
5	27 702 979-46	Hand shower set for deck-mounted tub installation - Brushed Champagne (22kt Gold)	1	30