

TARA Deck-mounted tub mixer, with hand shower set for deck-mounted tub installation - Brushed Dark Platinum

TARA

27 512 892 Product version from 4/1/2024





- Spout: Round aerated stream
- Water flow rate limited to max. 6.2 gpm
- Hand-held shower: COMPACT RAIN, flow rate max. 1.8 gpm (at 3 bar)
- Hand shower set with anti-scale technology
- 8-5/8" Projection
- Integrated diverter
- Total height 11-3/8"
- Height to aerator/spout outlet 5-3/8"
- Spout hole diameter 1-1/4"
- Valve hole diameter 1-1/4"
- Hole diameter for hand shower set 1-1/4"
- 2-1/8" diameter flange for spout
- Hand shower set with flange Ø 2"
- Valve with flange Ø 2-1/8"
- Metal shower hose 88-5/8" with anti-twist device

Spout projections 10-1/4" or 11-7/8" on request through special production (x-TRA SERVICE).

Internal backflow preventer.

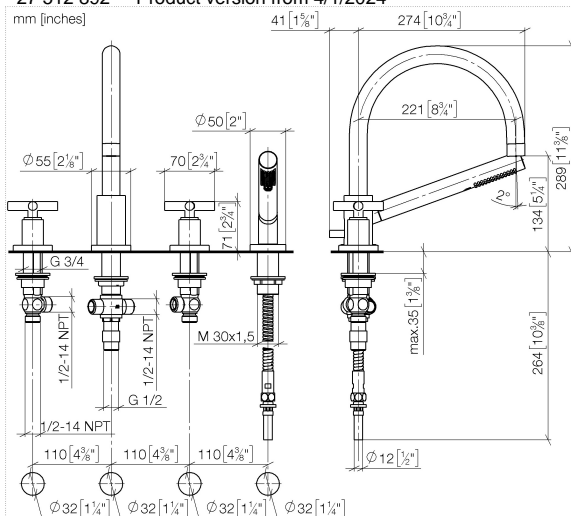
NOTE: Local building codes may require the use of an anti-scald device. Please refer to remote pressure balance valve (35 914 970 90)

	Brushed Dark Platinum	27 512 892-99
	Chrome	27 512 892-00
	Brushed Platinum	27 512 892-06
	Platinum	27 512 892-08
	Dark Chrome	27 512 892-19
	Brushed Durabronze (23kt Gold)	27 512 892-28
	Matte Black	27 512 892-33
	Brushed Dark Brass	27 512 892-39
	Brushed Bronze	27 512 892-42
	Brushed Champagne (22kt Gold)	27 512 892-46
	Champagne (22kt Gold)	27 512 892-47
	Brushed Chrome	27 512 892-93

TARA Deck-mounted tub mixer, with hand shower set for deck-mounted tub installation - Brushed Dark Platinum

TARA

27 512 892 Product version from 4/1/2024



Flow rate chart



Codes & Standards

ASME A112.18.1

cUPC

DIN 4109

EN 1717

ISO 3822

Ü-Zeichen



TARA Deck-mounted tub mixer, with hand shower set for deck-mounted tub
installation - Brushed Dark Platinum

TARA

27 512 892 Product version from 4/1/2024

Certificates and sustainability

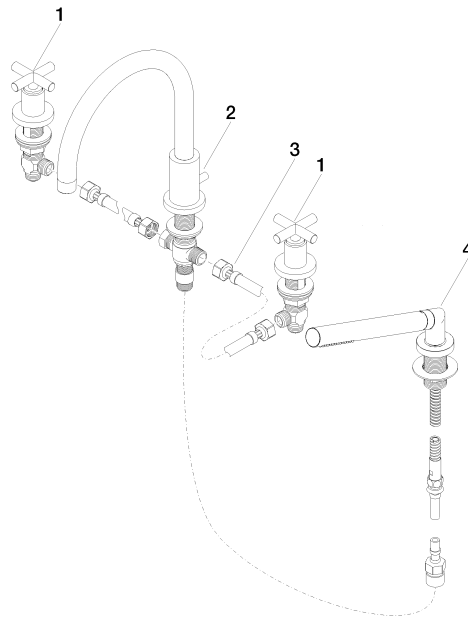
IAPMO_4976	LGA_18	Belgaqua_21-026-2
------------	--------	-------------------

TARA Deck-mounted tub mixer, with hand shower set for deck-mounted tub installation - Brushed Dark Platinum

TARA

27 512 892 Product version from 4/1/2024

Parts for other
finishes can be found
here: [Chrome](#)



Spare parts list

Number	Item Number	Designation	Number of units	Lead time
1	20 000 892-99	TARA Deck valve clockwise-closing hot or cold - Brushed Dark Platinum	2.00	20
2	13 512 892-99	spout	1.00	60
4	27 702 979-99	Hand shower set for deck-mounted tub installation - Brushed Dark Platinum	1.00	20
3	12 502 970 90	Flexible supply line 1/2" x 1/2" x 15-3/4" -	1.00	2