

VAIA Five hole tub set for deck-mounted tub installation with diverter - Dark Chrome

VAIA





27 522 809



- Spout: Round aerated stream
- Water flow rate limited to max. 5.7 gpm
- Hand-held shower: COMPACT RAIN, flow rate max. 1.8 gpm (at 3 bar)
- Hand shower set with anti-scale technology
- 8-5/8" Projection
- Integrated diverter
- Total height 13-5/8"
- Height to aerator/spout outlet 9-5/8"
- Valve hole diameter 1-1/4"
- Spout hole diameter 1-1/4"
- Hole diameter for hand shower set 1-1/4"
- Hand shower set with flange Ø 2-3/8"
- 2-1/8" diameter flange for spout
- Valve with flange Ø 2-3/8"
- Metal shower hose 68-7/8" with anti-twist device

Internal backflow preventer.

NOTE: Local building codes may require the use of an anti-scald device. Please refer to remote pressure balance valve (35 914 970 90)

	Dark Chrome	27 522 809-19
	Chrome	27 522 809-00
	Brushed Platinum	27 522 809-06
	Platinum	27 522 809-08
	Brushed Durabronze (23kt Gold)	27 522 809-28
	Brushed Dark Brass	27 522 809-39
	Brushed Bronze	27 522 809-42
	Brushed Champagne (22kt Gold)	27 522 809-46
	Champagne (22kt Gold)	27 522 809-47
	Brushed Dark Platinum	27 522 809-99

VAIA Five hole tub set for deck-mounted tub installation with diverter - Dark Chrome

VAIA

27 522 809
mm [inches]
M 1:10



Flow rate chart



Codes & Standards

ASME A112.18.1	California Energy Commission (CEC)	cUPC	DIN 4109
EN 1717	Executive Order no. 1007	ISO 3822	Ü-Zeichen



VAIA Five hole tub set for deck-mounted tub installation with diverter - Dark Chrome

VAIA

27 522 809

Certificates and sustainability

IAPMO_4976

Belgaqua_22_278_2

WRAS_2310

LGA_29

VAIA Five hole tub set for deck-mounted tub installation with diverter - Dark Chrome

VAIA

27 522 809

Parts for other
finishes can be found
here: [Chrome](#)

