



MEM Deck-mounted tub mixer, with hand shower set for deck-mounted tub installation - Brushed Champagne (22kt Gold)

MEM


27 532 782    Product version from 3/10/2014



- 8-5/8" Projection
- Spout: Rectangular aerator
- Water flow rate limited to max. 7.2 gpm
- Hand-held shower: COMPACT RAIN, flow rate max. 1.8 gpm (at 3 bar)
- Hand shower set with anti-scale technology
- Integrated diverter
- Total height 11-3/4"
- Height to aerator/spout outlet 6-3/4"
- Valve hole diameter 1-1/4"
- Spout hole diameter 1-1/4"
- Hole diameter for hand shower set 1-1/4"
- 2-3/8" x 2-3/8" flange for spout
- Hand shower set with flange 2-3/8" x 2-3/8"
- Valve with flange 2-3/8" x 2-3/8"
- Metal shower hose 68-7/8" with anti-twist device

Internal backflow preventer.

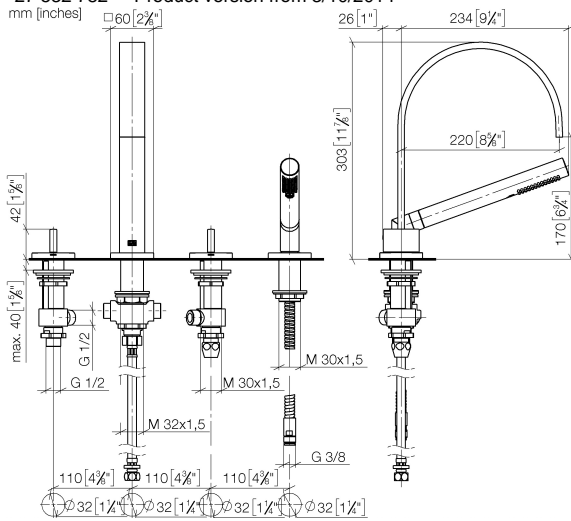
NOTE: Local building codes may require the use of an anti-scald device. Please refer to remote pressure balance valve (35 914 970 90)

	Brushed Champagne (22kt Gold)	27 532 782-46
	Chrome	27 532 782-00
	Brushed Platinum	27 532 782-06
	Platinum	27 532 782-08
	Dark Chrome	27 532 782-19
	Brushed Durabronze (23kt Gold)	27 532 782-28
	Champagne (22kt Gold)	27 532 782-47
	Brushed Dark Platinum	27 532 782-99

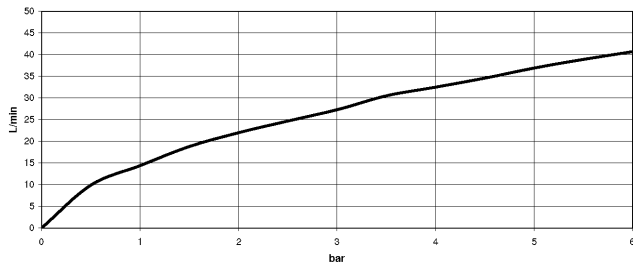
# MEM Deck-mounted tub mixer, with hand shower set for deck-mounted tub installation - Brushed Champagne (22kt Gold)

MEM

27 532 782 Product version from 3/10/2014



## Flow rate chart



## Codes & Standards

ASME A112.18.1	cUPC	DIN 4109	ISO 3822
----------------	------	----------	----------

Scottish Water  
Byelaws

UK Water Supply  
Regulations

Ü-Zeichen



MEM Deck-mounted tub mixer, with hand shower set for deck-mounted tub installation - Brushed Champagne (22kt Gold)

MEM

27 532 782    Product version from 3/10/2014

Certificates and sustainability

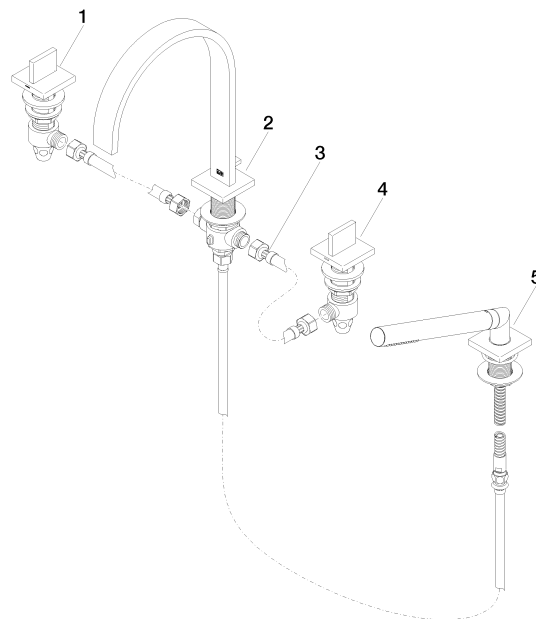
WRAS\_2306            IAPMO\_4976            LGA\_9

## MEM Deck-mounted tub mixer, with hand shower set for deck-mounted tub installation - Brushed Champagne (22kt Gold)

MEM

27 532 782 Product version from 3/10/2014

Parts for other  
finishes can be found  
here: [Chrome](#)



### Spare parts list

Number	Item Number	Designation	Number of units	Lead time
1	20 000 783-46	MEM Deck valve counter-clockwise closing hot - Brushed Champagne (22kt Gold)	1.00	30
3	12 502 970 90	Flexible supply line 1/2" x 1/2" x 15-3/4" -	1.00	2
4	20 000 782-46	MEM Deck valve clockwise-closing cold - Brushed Champagne (22kt Gold)	1.00	30
5	27 702 980-46	Hand shower set for deck-mounted tub installation - Brushed Champagne (22kt Gold)	1.00	30
2	90 28 22 268 00-46	90282226800-46	1.00	-

Spare part can no longer be ordered, please order the replacement item