

VAIA Deck-mounted tub mixer, with hand shower set for deck-mounted tub installation - Dark Chrome










27 632 809



- Spout: Round aerated stream
- Water flow rate limited to max. 6.5 gpm
- Hand-held shower: COMPACT RAIN, flow rate max. 1.8 gpm (at 3 bar)
- Hand shower set with anti-scale technology
- Integrated diverter
- 8-5/8" Projection
- Total height 13-5/8"
- Height to aerator/spout outlet 9-5/8"
- Spout hole diameter 1-1/4"
- Hole diameter single-lever mixer 1-3/8"
- Hole diameter for hand shower set 1-1/4"
- 2-1/8" diameter flange for spout
- Mixer with flange Ø 2-1/8"
- Hand shower set with flange Ø 2-3/8"
- Metal shower hose 68-7/8" with anti-twist device

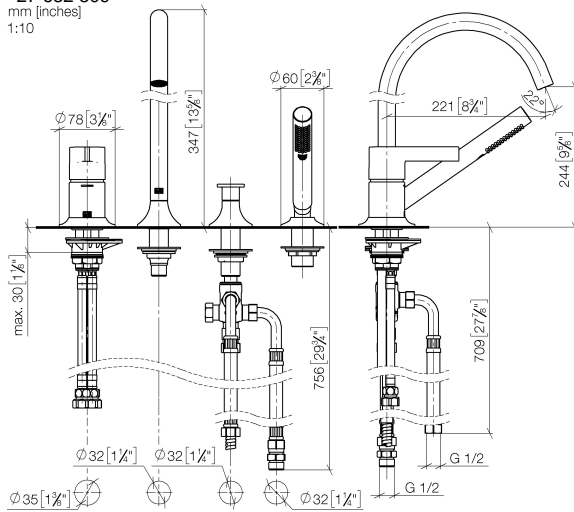
Internal backflow preventer.

NOTE: Local building codes may require the use of an anti-scald device. Please refer to remote pressure balance valve (35 914 970 90)

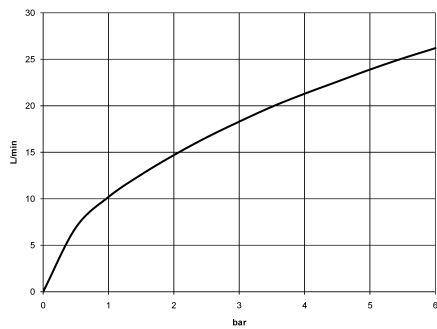
	Dark Chrome	27 632 809-19
	Chrome	27 632 809-00
	Brushed Platinum	27 632 809-06
	Platinum	27 632 809-08
	Brushed Durabronze (23kt Gold)	27 632 809-28
	Brushed Bronze	27 632 809-42
	Brushed Champagne (22kt Gold)	27 632 809-46
	Champagne (22kt Gold)	27 632 809-47
	Brushed Dark Platinum	27 632 809-99

VAIA Deck-mounted tub mixer, with hand shower set for deck-mounted tub installation - Dark Chrome

27 632 809  
mm [inches]  
1:10



### Flow rate chart



## Codes & Standards

ASME A112.18.1	ASME A112.18.1/CSA B125.1	California Energy Commission (CEC)	cUPC
DIN 4109	ISO 3822	Ü-Zeichen	



## VAIA Deck-mounted tub mixer, with hand shower set for deck-mounted tub installation - Dark Chrome

---

27 632 809

Certificates

---

IAPMO\_4976

LGA\_29

## VAIA Deck-mounted tub mixer, with hand shower set for deck-mounted tub installation - Dark Chrome

27 632 809

Parts for other  
finishes can be found  
here: [Chrome](#)

