

27 731 970 Product version from 2/1/2023



- With round flange
- Spray mode
- Integrated diverter
- Total height 7-1/2"
- Side spray hole diameter 1-1/4"
- Fabric braided spray hose 59"
- Sprayface with descaling system
- lead-free





Can only be combined with 32815682, 33826861, 32815861, 33836888, 32816888, 20816892, 33836875, 32815875.

Internal backflow preventer.

Residual water may drip from the sprayer after shut-off

Flexible positioning of components.

Button has to be pressed while using.

	Brushed Platinum	27 731 970-06
	Chrome	27 731 970-00
	Platinum	27 731 970-08
	Durabrand (23kt Gold)	27 731 970-09
	Dark Chrome	27 731 970-19
	Brushed Durabrand (23kt Gold)	27 731 970-28
	Matte Black	27 731 970-33
	Brushed Bronze	27 731 970-42
	Brushed Champagne (22kt Gold)	27 731 970-46
	Champagne (22kt Gold)	27 731 970-47
	Brushed Chrome	27 731 970-93
	Brushed Dark Platinum	27 731 970-99

27 731 970 Product version from 2/1/2023

mm [inches]



Flow rate chart



Codes & Standards

DIN 4109

EN 1717

ISO 3822

NSF372

NSF61

Ü-Zeichen



Side spray set - Brushed Platinum

SERIES-VARIOUS

27 731 970 Product version from 2/1/2023

Certificates and sustainability

IAPMO_6397	LGA_29	LGA_38	Belgaqua_24-005-2	IAPMO_N-4976
IAPMO_6397				

Parts for other
finishes can be found
here: [Chrome](#)



Spare parts list

Number	Item Number	Designation	Number of units	Lead time
9	90 17 09 046 14 90	conversion kit	1.00	2
4	04 23 10 047 00 92	fixing set	1.00	2
2	90 24 03 241 00 90	nipple	1.00	2
5	90 27 86 001 00-06	rosette	1.00	10
7	09 23 01 039 90	sieve	1.00	2
3	90 14 20 019 00 90	seal	1.00	2
8	04 12 11 158 00-06	shower	1.00	10
6	90 30 02 062 00-06	hose	1.00	10
1	90 17 09 046 12 90	diverter	1.00	2