









MADISON Hand shower set with individual flanges FlowReduce - Brushed Platinum

MADISON

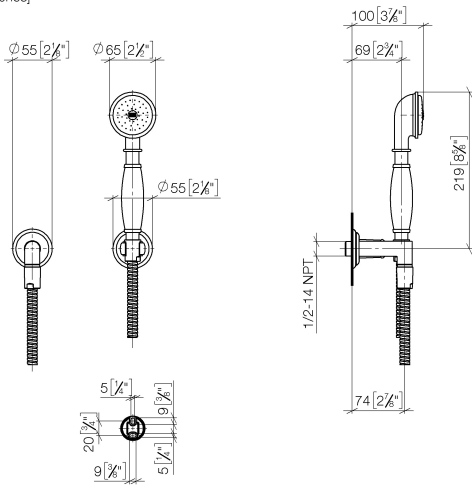
27 803 361 Product version from 7/3/2016			
	<ul style="list-style-type: none"> • Ø 2-1/2" • COMPACT RAIN, flow rate max. 1.8 gpm (at 3 bar) • Function from: gpm • Descaling system • 1/2" Shower outlet • Metal shower hose 49-1/4" with anti-twist device 		
	Technical data:		
	<ul style="list-style-type: none"> • Wall elbow with flange Ø 2-1/8" • Wall bracket with flange Ø 2-1/8" • 1/2" wall elbow 		
	Notes:		
	Internal backflow preventer.		
		Brushed Platinum	27 803 361-06 0010
		Chrome	27 803 361-00 0010
		Platinum	27 803 361-08 0010
		Durabrand (23kt Gold)	27 803 361-09 0010
		Brushed Durabrand (23kt Gold)	27 803 361-28 0010
		Brushed Dark Brass	27 803 361-39 0010
		Brushed Dark Platinum	27 803 361-99 0010



MADISON Hand shower set with individual flanges FlowReduce - Brushed Platinum

MADISON

27 803 361 Product version from 7/3/2016
mm [inches]



Codes & Standards

ASME A112.18.1	California Energy Commission (CEC)	cUPC	DIN 4109
EPA WaterSense	ISO 3822	Ü-Zeichen	WaterSense



Certificates and sustainability

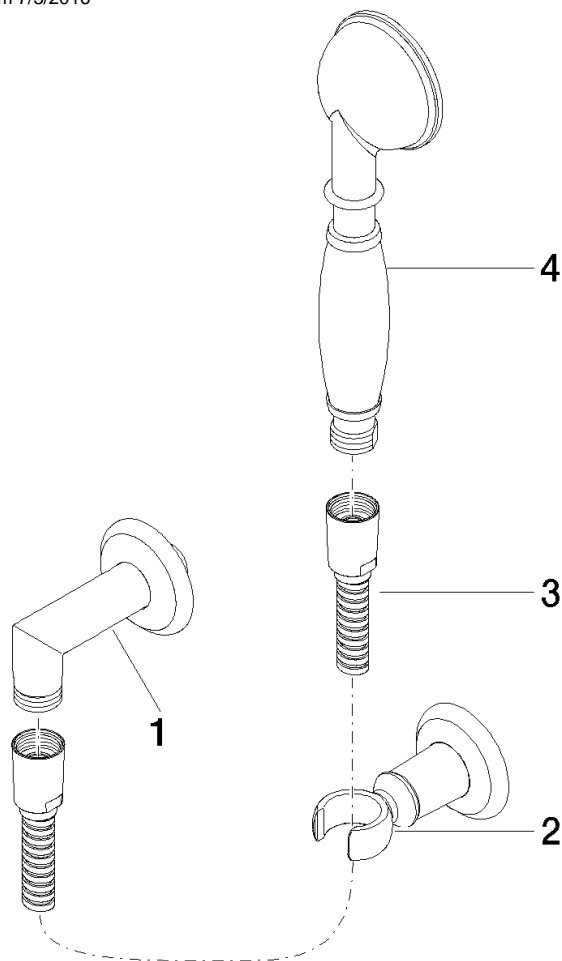
IAPMO_11777	IAPMO_4976	LGA_8
-------------	------------	-------

MADISON Hand shower set with individual flanges FlowReduce - Brushed Platinum

MADISON

27 803 361 Product version from 7/3/2016

Parts for other
finishes can be found
here: [Chrome](#)



Spare parts list

Number	Item Number	Designation	Number of units	Lead time
2	28 050 361-06	MADISON Wall bracket - Brushed Platinum	1.00	10
4	28 002 970-06 0010	MADISON Metal hand shower with porcelain (white) handle FlowReduce - Brushed Platinum	1.00	10
1	28 450 410-06 0010	MADISON Wall elbow - Brushed Platinum	1.00	10
3	28 104 970-06	Metal shower hose 1/2" x 1/2" x 49-1/4" - Brushed Platinum	1.00	2