

Hand shower set with individual flanges FlowReduce - Brushed Platinum

SERIES SPECIFIC

27 808 980


Product version from 4/1/2024



- COMPACT RAIN, flow rate max. 1.8 gpm (at 3 bar)
 - Descaling system
 - 3/8" Shower outlet
 - Flange for wall elbow 2-3/8" x 2-3/8"
 - Wall bracket with flange 2-3/8" x 2-3/8"
 - Metal shower hose 49-1/4" with anti-twist device
 - 1/2" wall elbow
 - This product reduces water consumption by 28% (compared to requirements of EPAct '92)
 - This product contributes to meeting the requirements of the LEED® Green Building Rating
 - This product can help a building meet the requirements of Green Building Rating Systems, e.g. LEED®, BREEAM®, DGNB
- Internal backflow preventer.**
- Internal backflow preventer.

	Brushed Platinum	27 808 980-06 0010
	Chrome	27 808 980-00 0010
	Platinum	27 808 980-08 0010
	Dark Chrome	27 808 980-19 0010
	Brushed Light Gold	27 808 980-27 0010
	Brushed Durabrass (23kt Gold)	27 808 980-28 0010
	Matte Black	27 808 980-33 0010
	Brushed Champagne (22kt Gold)	27 808 980-46 0010
	Champagne (22kt Gold)	27 808 980-47 0010
	Brushed Chrome	27 808 980-93 0010
	Brushed Dark Platinum	27 808 980-99 0010

Required article

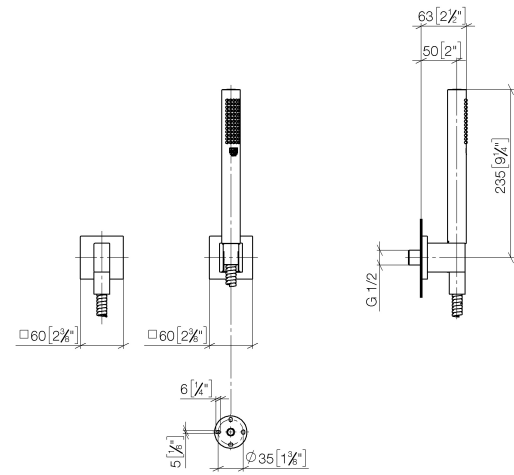
	Rough-in adapter -	35 080 970-90 0010
---	--------------------	--------------------

Hand shower set with individual flanges FlowReduce - Brushed Platinum

SERIES SPECIFIC

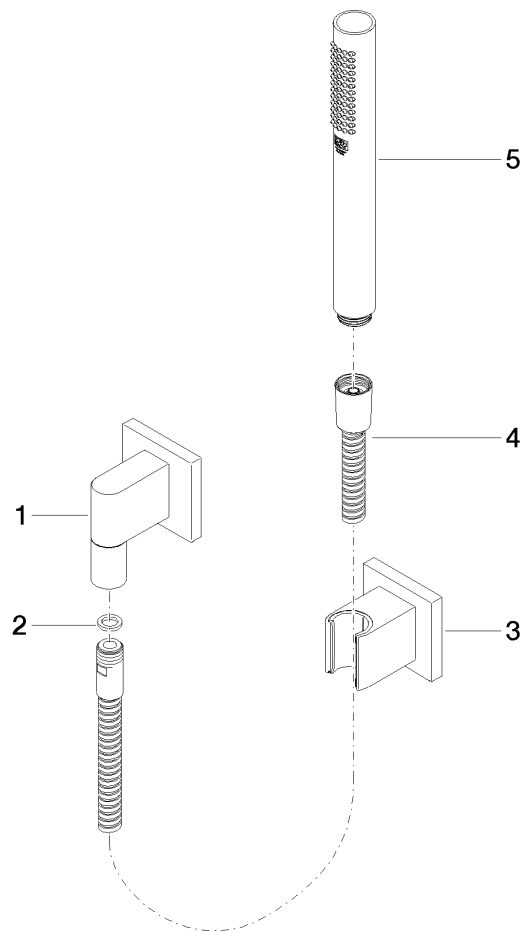
27 808 980 Product version from 4/1/2024

mm [inches]



Codes & Standards			
ASME A112.18.1	California Energy Commission (CEC)	cUPC	DIN 4109
ISO 3822	Ü-Zeichen		

Certificates and sustainability	
LGA_29	IAPMO_4976



Spare parts list

Number	Item Number	Designation	Number of units	Lead time
3	28 050 980-06	Wall bracket - Brushed Platinum	1.00	10
1	28 450 980-06	Wall elbow - Brushed Platinum	1.00	10
4	90 30 02 072 00-06	Metal shower hose 1/2" x 3/8" x 49-1/4" - Brushed Platinum	1.00	10
2	90 14 20 026 00 90	seal	1.00	2
5	90 12 11 140 41-06	shower	1.00	10