












**Hand shower set with individual flanges FlowReduce - Brushed Light Gold**

27 808 980 Product version from 4/1/2024



- COMPACT RAIN, flow rate max. 1.8 gpm (at 3 bar)
  - Descaling system
  - 3/8" Shower outlet
  - Flange for wall elbow 2-3/8" x 2-3/8"
  - Wall bracket with flange 2-3/8" x 2-3/8"
  - Metal shower hose 49-1/4" with anti-twist device
  - 1/2" wall elbow
  - This product reduces water consumption by 28% (compared to requirements of EPA Act '92)
  - This product contributes to meeting the requirements of the LEED® Green Building Rating
  - This product can help a building meet the requirements of Green Building Rating Systems, e.g. LEED®, BREEAM®, DGNB
- Internal backflow preventer.**

Internal backflow preventer.

	Brushed Light Gold	27 808 980-27 0010
	Chrome	27 808 980-00 0010
	Brushed Platinum	27 808 980-06 0010
	Platinum	27 808 980-08 0010
	Dark Chrome	27 808 980-19 0010
	Brushed Durabronze (23kt Gold)	27 808 980-28 0010
	Matte Black	27 808 980-33 0010
	Brushed Champagne (22kt Gold)	27 808 980-46 0010
	Champagne (22kt Gold)	27 808 980-47 0010
	Brushed Chrome	27 808 980-93 0010
	Brushed Dark Platinum	27 808 980-99 0010

**Required article**

**Rough-in adapter -**

35 080 970-90  
0010

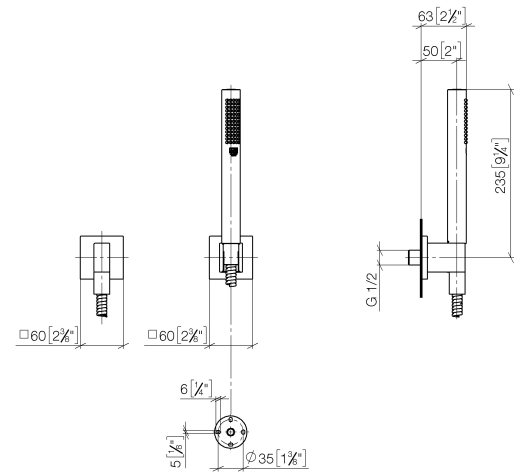




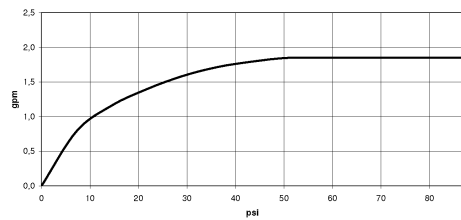
Hand shower set with individual flanges FlowReduce - Brushed Light Gold

27 808 980 Product version from 4/1/2024

mm [inches]



Flow rate chart



Codes & Standards

ASME  
A112.18.1/CSA  
B125.1

California Energy  
Commission  
(CEC)

DIN 4109

ISO 3822

Ü-Zeichen



## Hand shower set with individual flanges FlowReduce - Brushed Light Gold

---

27 808 980 Product version from 4/1/2024

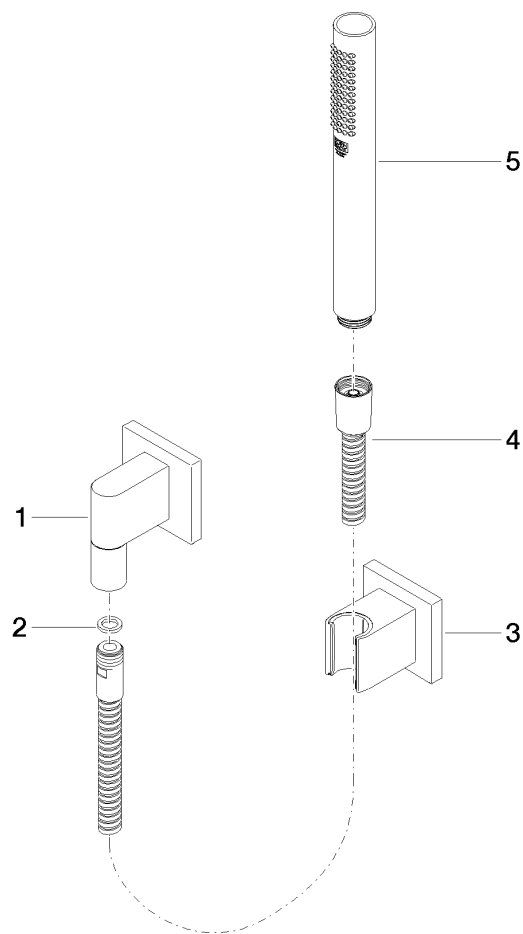
### Certificates

---

LGA\_29

# Hand shower set with individual flanges FlowReduce - Brushed Light Gold

27 808 980    Product version from 4/1/2024



## Spare parts list

Number	Item Number	Designation	Number of units	Lead time
1	28 450 980-27	Wall elbow - Brushed Light Gold	1	30
2	90 14 20 026 00 90	seal	1	2
3	28 050 980-27	Wall bracket - Brushed Light Gold	1	30
4	90 30 02 072 00-27	Metal shower hose 1/2" x 3/8" x 49-1/4" - Brushed Light Gold	1	30
5	90 12 11 140 41-27	shower	1	30