













WATER TUBE Kneipp wall elbow with hose bracket with individual flanges -
Brushed Platinum

SERIES SPECIFIC

27 821 979	Product version up to 3/12/2018		
	<ul style="list-style-type: none"> • LAMINAR FLOW, max. flow rate 4 gpm (at 3 bar) • with volume control • Flange 2-3/8" x 2-3/8" • Bracket for Kneipp hose • 1/2" wall elbow • Hose to be ordered separately Internal backflow preventer. Product change as of 1.4.2023: Water flow rate limited to max. 4 gpm Internal backflow preventer. Product change as of 1.4.2023: Water flow rate limited to max. 4 gpm	<div>  Brushed Platinum </div>	27 821 979-06
		<div>  Chrome </div>	27 821 979-00
		<div>  Platinum </div>	27 821 979-08
		<div>  Dark Chrome </div>	27 821 979-19
		<div>  Brushed Light Gold </div>	27 821 979-27
		<div>  Brushed Durabrass (23kt Gold) </div>	27 821 979-28
		<div>  Matte Black </div>	27 821 979-33
		<div>  Brushed Champagne (22kt Gold) </div>	27 821 979-46
		<div>  Champagne (22kt Gold) </div>	27 821 979-47
		<div>  Brushed Chrome </div>	27 821 979-93
		<div>  Brushed Dark Platinum </div>	27 821 979-99

Required article


Rough-in adapter -

35 080 970-90 0010

Required article


WATER TUBE Kneipp hose white 78-3/4" - Brushed Platinum

28 285 979-06

- With holding ring
- Hose nozzle with sleeve

Required article


WATER TUBE Kneipp hose black 78-3/4" - Brushed Platinum

28 286 979-06

- With holding ring
- Hose nozzle with sleeve

WATER TUBE Kneipp wall elbow with hose bracket with individual flanges - Brushed Platinum

SERIES SPECIFIC

27 821 979 Product version up to 3/12/2018
mm [inches]



Flow rate chart



Codes & Standards

EN 1717



WATER TUBE Kneipp wall elbow with hose bracket with individual flanges - Brushed Platinum

SERIES SPECIFIC

27 821 979 Product version up to 3/12/2018

Certificates and sustainability

Belgaqua_22_280_2

WATER TUBE Kneipp wall elbow with hose bracket with individual flanges - Brushed Platinum

SERIES SPECIFIC

27 821 979 Product version up to 3/12/2018



Spare parts list

Number	Item Number	Designation	Number of units	Lead time
6	90 31 11 112 00 90	pin	1.00	2
13	05 30 31 025 00 90	fixing set	1.00	2
16	09 31 11 148 90	pin	2.00	2
3	90 23 01 146 00 90	flow reducer	1.00	2
10	09 27 97 021-06	rosette	1.00	10
1	09 20 97 021-06	handle	1.00	10
14	09 27 97 022-06	rosette	1.00	10
7	09 14 10 081 90	seal	1.00	2
9	09 31 11 040 90	pin	1.00	2
5	90 23 01 045 00 90	back-flow preventer	1.00	2
2	90 90 03 145 00 90	top	1.00	2
15	08 17 20 726 90	holder	2.00	2
17	09 17 20 023-06	holder	1.00	10
12	90 14 10 049 00 90	seal	1.00	2
8	09 24 03 151 90	nipple	1.00	2
4	09 11 03 135-06	connection	1.00	60
11	09 14 10 119 90	seal	1.00	2