














WATER TUBE Kneipp wall elbow with hose bracket with individual flanges
FlowReduce - Matte Black

27 841 979



- LAMINAR FLOW, max. flow rate gpm (at 3 bar)
 - with volume control
 - Flange 2-3/8" x 2-3/8"
 - Bracket for Kneipp hose
 - 1/2" wall elbow
 - Hose to be ordered separately
 - This product can help a building meet the requirements of Green Building Rating Systems, e.g. LEED®, BREEAM®, DGNB
- Internal backflow preventer.

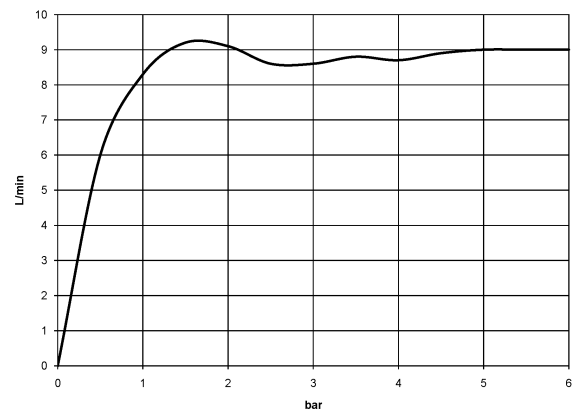
	Matte Black	27 841 979-33
	Chrome	27 841 979-00
	Brushed Platinum	27 841 979-06
	Platinum	27 841 979-08
	Dark Chrome	27 841 979-19
	Brushed Light Gold	27 841 979-27
	Brushed Durabrass (23kt Gold)	27 841 979-28
	Brushed Champagne (22kt Gold)	27 841 979-46
	Champagne (22kt Gold)	27 841 979-47
	Brushed Chrome	27 841 979-93
	Brushed Dark Platinum	27 841 979-99

WATER TUBE Kneipp wall elbow with hose bracket with individual flanges
FlowReduce - Matte Black

27 841 979
 mm [inches]



Flow rate chart



Codes & Standards

EN 1717



WATER TUBE Kneipp wall elbow with hose bracket with individual flanges FlowReduce - Matte Black

27 841 979

Certificates

Belgaqua_24-007-2

WATER TUBE Kneipp wall elbow with hose bracket with individual flanges FlowReduce - Matte Black

27 841 979

Parts for other
finishes can be found
here: [Chrome](#)

