










MADISON Metal hand shower with porcelain (white) handle FlowReduce - Chrome

28 002 970



- COMPACT RAIN, flow rate max. 1.8 gpm (at 3 bar)
- Ø 2-1/2"
- 1/2" connection
- This product reduces water consumption by 28% (compared to requirements of EPAAct '92)
- This product contributes to meeting the requirements of the LEED® Green Building Rating
- This product can help a building meet the requirements of Green Building Rating Systems, e.g. LEED®, BREEAM®, DGNB

Internal backflow preventer.

	Chrome	28 002 970-00 0010
	Brushed Platinum	28 002 970-06 0010
	Platinum	28 002 970-08 0010
	Durabrass (23kt Gold)	28 002 970-09 0010
	Brushed Durabrass (23kt Gold)	28 002 970-28 0010
	Brushed Chrome	28 002 970-93 0010
	Brushed Dark Platinum	28 002 970-99 0010

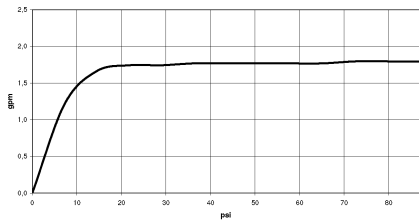


MADISON Metal hand shower with porcelain (white) handle FlowReduce - Chrome

28 002 970
mm [inches]



Flow rate chart



Codes & Standards

ASME A112.18.1	California Energy Commission (CEC)	cUPC	DIN 4109
ISO 3822	Ü-Zeichen	Water Sense	



MADISON Metal hand shower with porcelain (white) handle FlowReduce -
Chrome

28 002 970
Certificates

LGA_8 IAPMO_4976 (

MADISON Metal hand shower with porcelain (white) handle FlowReduce - Chrome

28 002 970



Spare parts list

Number	Item Number	Designation	Number of units	Lead time
1	90 12 01 010 00 90	set	1	2
2	09 14 10 069 90	seal	1	2
3	09 24 04 059 20-00	nipple	1	10
4	09 14 10 042 90	seal	1	2
5	90 28 22 033 00-00	insert	1	10
6	11 167 820 60	handle	1	2
7	09 23 01 166 90	flow reducer	1	2
8	09 23 01 039 90	sieve	1	2