

## Hand shower FlowReduce - Light gold

SERIES-VARIOUS

28 012 979 Product version from 4/1/2024
















- Ø 4-3/4"
- 4-way adjustable: COMPACT RAIN, COMPACT SOFT FLOW, COMPACT AQUAPRESSURE FLOW, COMPACT CASCADE, flow rate max. 1.8 gpm (at 3 bar)
- Descaling system
- 1/2" connection

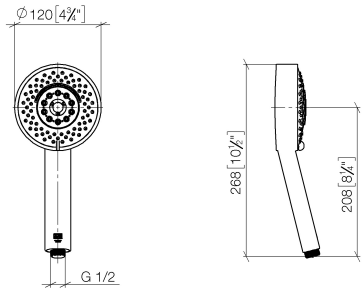
### Notes:

- This product reduces water consumption by 28% (compared to requirements of EPAct '92)
- This product contributes to meeting the requirements of the LEED® Green Building Rating
- This product can help a building meet the requirements of Green Building Rating Systems, e.g. LEED®, BREEAM®, DGNB

Internal backflow preventer.

	Light gold	28 012 979-26 0010
	Chrome	28 012 979-00 0010
	Brushed Platinum	28 012 979-06 0010
	Platinum	28 012 979-08 0010
	Dark Chrome	28 012 979-19 0010
	Brushed Light Gold	28 012 979-27 0010
	Brushed Durabronze (23kt Gold)	28 012 979-28 0010
	Matte Black	28 012 979-33 0010
	Brushed Dark Brass	28 012 979-39 0010
	Brushed Bronze	28 012 979-42 0010
	Brushed Champagne (22kt Gold)	28 012 979-46 0010
	Champagne (22kt Gold)	28 012 979-47 0010
	Brushed Chrome	28 012 979-93 0010
	Brushed Dark Platinum	28 012 979-99 0010

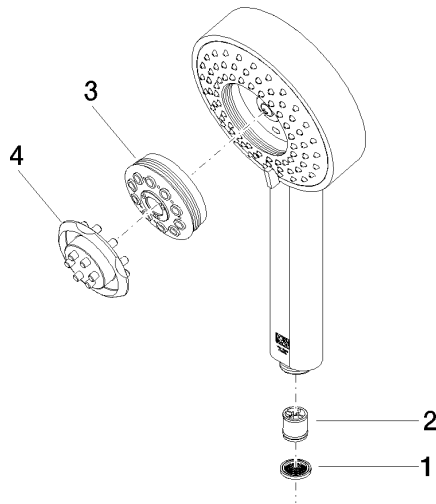
mm [inches]



Codes & Standards			
California Energy Commission (CEC)	DIN 4109	EN 1112	ISO 3822
Ü-Zeichen			

Certificates and sustainability	
DVGW_DW-6517DN0	LGA_29

Parts for other  
finishes can be found  
here: [Chrome](#)



Spare parts list

Number	Item Number	Designation	Number of units	Lead time
3	04 12 11 071 00 90	shower	1.00	2
2	09 23 01 166 90	flow reducer	1.00	2
1	09 23 01 039 90	sieve	1.00	2
4	09 30 09 022 90	key	1.00	2